

Home	New Survey	Surveys	Libraries	Templates	Email Lists	Reports	Users	My Account	Help	Logout
------	------------	---------	-----------	-----------	-------------	---------	-------	------------	------	--------

## Survey Results -- Overview

[Export Data](#) [Individual Responses](#)

### Freshman Survey Revised 2007

**Respondents:** 2188 displayed, 2188 total      **Status:** Open

**Launched Date:** 04/23/2007      **Closed Date:** N/A

**Display:**

[Manage Filters](#) 0 filters  
[Share Results](#) Enabled

#### 1. Please type in the following information

		Response Total	Response Percent
<a href="#">view</a>	First Name	2182	100%
<a href="#">view</a>	Last Name	2183	100%
<a href="#">view</a>	Middle Initial	2006	92%
<a href="#">view</a>	Your Address (Street)	2182	100%
<a href="#">view</a>	City	2181	100%
<a href="#">view</a>	State	2182	100%
<a href="#">view</a>	Zip Code	2179	100%
<a href="#">view</a>	Telephone Number	2171	99%
<a href="#">view</a>	E-mail	1892	87%
		<b>Total Respondents</b>	<b>2183</b>
		(skipped this question)	5

#### 2. Your Social Security Number (999999999)

	Response Average
View responses to this question <a href="#">view</a>	<b>161,032,349.1</b>
<b>Total Respondents</b>	<b>1972</b>
(skipped this question)	216

#### 3. Please indicate your entering class:





	Response Total	Response Percent
Fall 2006 <span style="color: yellow;">■</span>	<b>34</b>	<b>2%</b>

Fall 2007		<b>1856</b>	<b>87%</b>
Fall 2008		<b>210</b>	<b>10%</b>
Fall 2009		<b>8</b>	<b>0%</b>
Fall 2010		<b>16</b>	<b>1%</b>
		<b>Total Respondents</b>	<b>2124</b>
		(skipped this question)	64

**4.** Age

		<b>Response Total</b>	<b>Response Percent</b>
20 or less		<b>2017</b>	<b>92%</b>
21-25		<b>94</b>	<b>4%</b>
26-40		<b>57</b>	<b>3%</b>
41 or over		<b>14</b>	<b>1%</b>
		<b>Total Respondents</b>	<b>2182</b>
		(skipped this question)	6

**5.** Ethnicity

		<b>Response Total</b>	<b>Response Percent</b>
African American/Non-Hispanic		<b>85</b>	<b>4%</b>
Asian/Pacific Islander		<b>49</b>	<b>2%</b>
Central/South American		<b>17</b>	<b>1%</b>
Cuban		<b>7</b>	<b>0%</b>
Hispanic, Other		<b>69</b>	<b>3%</b>
Mexican		<b>12</b>	<b>1%</b>
Native American		<b>7</b>	<b>0%</b>
Puerto Rican		<b>71</b>	<b>3%</b>
White (Caucasian)/Non-Hispanic		<b>1804</b>	<b>85%</b>
		<b>Total Respondents</b>	<b>2121</b>
		(skipped this question)	67

**6.** Gender

		<b>Response Total</b>	<b>Response Percent</b>
Male		<b>1101</b>	<b>51%</b>
Female		<b>1052</b>	<b>49%</b>
		<b>Total Respondents</b>	<b>2153</b>
		(skipped this question)	35

**7.** Do you intend to be a:

		<b>Response Total</b>	<b>Response Percent</b>
--	--	-----------------------	-------------------------

Full-time student? (12 or more credits)		<b>2072</b>	<b>95%</b>
Part-time student? (1 to 11 credits)		<b>129</b>	<b>6%</b>
		<b>Total Respondents</b>	<b>2170</b>
		(skipped this question)	18

**8.** During the academic year will you:

		<b>Response Total</b>	<b>Response Percent</b>
Maintain your own residence?		<b>194</b>	<b>9%</b>
Remain at home with your parents?		<b>2011</b>	<b>93%</b>
		<b>Total Respondents</b>	<b>2174</b>
		(skipped this question)	14

**9.** Do you have physical disability?

		<b>Response Total</b>	<b>Response Percent</b>
Yes		<b>45</b>	<b>3%</b>
No		<b>1651</b>	<b>99%</b>
		<b>Total Respondents</b>	<b>1665</b>
		(skipped this question)	523

**10.** Do you have a learning disability?

		<b>Response Total</b>	<b>Response Percent</b>
Yes		<b>184</b>	<b>11%</b>
No		<b>1541</b>	<b>91%</b>
		<b>Total Respondents</b>	<b>1694</b>
		(skipped this question)	494

**11.** Do you intend to receive a degree from OCC?

		<b>Response Total</b>	<b>Response Percent</b>
Yes		<b>1815</b>	<b>89%</b>
No		<b>250</b>	<b>12%</b>
		<b>Total Respondents</b>	<b>2034</b>
		(skipped this question)	154

**12.** While attending OCC, how much will you work?

		<b>Response Total</b>	<b>Response Percent</b>
Not working		<b>108</b>	<b>5%</b>

1-20 hours per week		<b>956</b>	<b>44%</b>
21-35 hours per week		<b>894</b>	<b>41%</b>
Over 35 hours per week		<b>244</b>	<b>11%</b>
		<b>Total Respondents</b>	<b>2168</b>
		(skipped this question)	20

**13.** What is your primary source of funds for OCC?

		<b>Response Total</b>	<b>Response Percent</b>
Family		<b>1018</b>	<b>47%</b>
College work-study		<b>33</b>	<b>2%</b>
Self		<b>308</b>	<b>14%</b>
Scholarship		<b>83</b>	<b>4%</b>
Tuition reimbursement		<b>25</b>	<b>1%</b>
Grant		<b>148</b>	<b>7%</b>
Loan		<b>298</b>	<b>14%</b>
Veteran's Benefit		<b>14</b>	<b>1%</b>
New Jersey Stars		<b>269</b>	<b>12%</b>
		<b>Total Respondents</b>	<b>2162</b>
		(skipped this question)	26

**14.** Do you have a need for on-campus childcare?

		<b>Response Total</b>	<b>Response Percent</b>
Yes		<b>35</b>	<b>2%</b>
No		<b>1795</b>	<b>100%</b>
		<b>Total Respondents</b>	<b>1796</b>
		(skipped this question)	392

**15.** What influenced your decision to attend OCC?

		<b>Response Total</b>	<b>Response Percent</b>
Spoke with OCC representative		<b>128</b>	<b>6%</b>
Recommended by family or friend		<b>927</b>	<b>43%</b>
Recommended by high school counselor		<b>697</b>	<b>32%</b>
Close to home		<b>1358</b>	<b>63%</b>
Academic reputation		<b>150</b>	<b>7%</b>
Cost (tuition, fee)		<b>1145</b>	<b>53%</b>
Intercollegiate athletic program		<b>45</b>	<b>2%</b>
Media/publicity		<b>33</b>	<b>2%</b>
Not accepted by other college of choice		<b>84</b>	<b>4%</b>
Specialized academic career program		<b>65</b>	<b>3%</b>
Other, please specify <a href="#">view</a>		<b>180</b>	<b>8%</b>

**Total Respondents** 2161  
(skipped this question) 27

**16.** In which of the following support services/programs would you be interested?

		<b>Response Total</b>	<b>Response Percent</b>
Free academic tutoring		<b>859</b>	<b>42%</b>
Help with selecting major and academic decision-making		<b>978</b>	<b>48%</b>
Job placement services		<b>565</b>	<b>28%</b>
Help with career focus/commitment and decision-making		<b>858</b>	<b>42%</b>
Help with personal concerns		<b>211</b>	<b>10%</b>
Help with transferring to another college		<b>1336</b>	<b>65%</b>
		<b>Total Respondents</b>	<b>2046</b>
		(skipped this question)	142







**17.** Which of the following health information services would be most helpful to you?

		<b>Response Total</b>	<b>Response Percent</b>
Stress management		<b>882</b>	<b>58%</b>
Weight control		<b>422</b>	<b>28%</b>
Nutrition		<b>747</b>	<b>49%</b>
Smoking cessation		<b>83</b>	<b>5%</b>
Human sexuality		<b>64</b>	<b>4%</b>
Concerns about alcohol/drug abuse with family/friends		<b>97</b>	<b>6%</b>
Other, please specify <a href="#">view</a>		<b>33</b>	<b>2%</b>
		<b>Total Respondents</b>	<b>1513</b>
		(skipped this question)	675

**18.** Are you interested in competing and/or have you previously participated on a formal basis in athletic sports?

	<b>Interested in</b>	<b>Have previously participated on a formal basis</b>	<b>Response Total</b>
Tennis	75% (211)	35% (99)	<b>281</b>
Soccer	51% (186)	68% (246)	<b>362</b>
Softball (Women)	48% (87)	67% (121)	<b>181</b>
Basketball	56% (186)	66% (219)	<b>333</b>
Baseball (Men)	66% (182)	64% (175)	<b>274</b>
Coed Swimming	78% (173)	36% (81)	<b>222</b>
Golf	79% (97)	33% (41)	<b>123</b>
		<b>Total Respondents</b>	<b>1088</b>
		(skipped this question)	1100

**19.** Are you interested in the following intramural sports?

		<b>Response Total</b>	<b>Response Percent</b>
Coed volleyball		<b>523</b>	<b>56%</b>
Flag football		<b>349</b>	<b>37%</b>
Basketball		<b>293</b>	<b>31%</b>
Table Tennis		<b>179</b>	<b>19%</b>
Men's Tennis		<b>113</b>	<b>12%</b>
Women's Tennis		<b>129</b>	<b>14%</b>
		<b>Total Respondents</b>	<b>936</b>
		(skipped this question)	1252

**20.** In which of the following activities have you previously participated?









		<b>Response Total</b>	<b>Response Percent</b>
Newspaper		<b>131</b>	<b>14%</b>
Literary magazine		<b>63</b>	<b>7%</b>
Broadcasting		<b>140</b>	<b>15%</b>
Service Organization (Key Club)		<b>162</b>	<b>17%</b>
Student/Community government		<b>132</b>	<b>14%</b>
Minority/Cultural community action		<b>38</b>	<b>4%</b>
Yearbook		<b>169</b>	<b>18%</b>
Special Events/Student Activities		<b>341</b>	<b>36%</b>
Other, please specify <a href="#">view</a>		<b>313</b>	<b>33%</b>
		<b>Total Respondents</b>	<b>938</b>
		(skipped this question)	1250

**21.** Which of the following personal development areas would be of interest to you?











		<b>Response Total</b>	<b>Response Percent</b>
Assertiveness		<b>294</b>	<b>22%</b>
Self Esteem		<b>380</b>	<b>28%</b>
Anger Management		<b>226</b>	<b>17%</b>
Time Management		<b>915</b>	<b>68%</b>
Interpersonal Communication		<b>119</b>	<b>9%</b>
Relationship Devepment		<b>290</b>	<b>22%</b>
Self-image		<b>326</b>	<b>24%</b>
Other, please specify <a href="#">view</a>		<b>15</b>	<b>1%</b>
		<b>Total Respondents</b>	<b>1346</b>
		(skipped this question)	842

**22.** Academic Clubs







		<b>Response Total</b>	<b>Response Percent</b>
Business Club (PBL)		<b>298</b>	<b>22%</b>

Clay Club (Ceramics)		<b>158</b>	<b>11%</b>
Criminal Justice Club (LAE)		<b>315</b>	<b>23%</b>
Education Club		<b>217</b>	<b>16%</b>
History Club		<b>214</b>	<b>15%</b>
Math Club		<b>94</b>	<b>7%</b>
Paralegal Association		<b>47</b>	<b>3%</b>
Pre-health Professions (APHP)		<b>138</b>	<b>10%</b>
Psychology Club		<b>399</b>	<b>29%</b>
Philosophy Club		<b>176</b>	<b>13%</b>
Science Club		<b>148</b>	<b>11%</b>
Student Nurses Organization		<b>152</b>	<b>11%</b>
Technology Club		<b>188</b>	<b>14%</b>
		<b>Total Respondents</b>	<b>1384</b>
		(skipped this question)	804

### 23. Recreation

		<b>Response Total</b>	<b>Response Percent</b>
Anime Club		<b>85</b>	<b>9%</b>
Camera Club		<b>338</b>	<b>34%</b>
Cheerleading/Sprit Club		<b>135</b>	<b>14%</b>
Chess/Strategic Games Club		<b>92</b>	<b>9%</b>
Christian Fellowship (Intervarsity)		<b>84</b>	<b>9%</b>
Film/Cinematography Club		<b>229</b>	<b>23%</b>
Gamer's Club		<b>243</b>	<b>25%</b>
Running Club		<b>129</b>	<b>13%</b>
Sailing Club/Sailing Team		<b>128</b>	<b>13%</b>
Judo Club		<b>190</b>	<b>19%</b>
		<b>Total Respondents</b>	<b>985</b>
		(skipped this question)	1203

### 24. Community Activism/Services

		<b>Response Total</b>	<b>Response Percent</b>
Animal Rights Club		<b>300</b>	<b>46%</b>
Circle K (Kiwanis)		<b>33</b>	<b>5%</b>
Environmental Club		<b>274</b>	<b>42%</b>
Honors/Achievement Club (C.H.A.O.S.)		<b>211</b>	<b>32%</b>
NJ Community Waterwatch, OCC Chapter		<b>78</b>	<b>12%</b>
Student for a General Effort (SAGE)		<b>70</b>	<b>11%</b>
		<b>Total Respondents</b>	<b>653</b>
		(skipped this question)	1535










**25. Support Groups**

		<b>Response Total</b>	<b>Response Percent</b>
EOF Alliance		<b>70</b>	<b>26%</b>
Rainbow Alliance (gay, lesbian, bisexual)		<b>54</b>	<b>20%</b>
Surviving Single Parenting		<b>68</b>	<b>25%</b>
Veterans Club		<b>63</b>	<b>23%</b>
Women's Network		<b>113</b>	<b>42%</b>
		<b>Total Respondents</b>	<b>272</b>
		(skipped this question)	1916

**26. Student Media**

		<b>Response Total</b>	<b>Response Percent</b>
Student Literary Magazine (Seascape)		<b>160</b>	<b>28%</b>
Student Newspaper (Viking News)		<b>191</b>	<b>33%</b>
Student Radio (WOCC)		<b>257</b>	<b>44%</b>
Yearbook		<b>281</b>	<b>49%</b>
		<b>Total Respondents</b>	<b>578</b>
		(skipped this question)	1610

**27. Cultural Awareness**


		<b>Response Total</b>	<b>Response Percent</b>
Arabic Language Club		<b>24</b>	<b>6%</b>
Asian Club		<b>55</b>	<b>13%</b>
El Circulo Hispano (Spanish Club)		<b>113</b>	<b>26%</b>
English As Second Language (ESL)		<b>28</b>	<b>6%</b>
French Club		<b>77</b>	<b>18%</b>
Native American Studies Society (NASS)		<b>41</b>	<b>9%</b>
Organization for Black Unity (OBU)		<b>34</b>	<b>8%</b>
SALSA (Student Alliance for Latino Solidarity)		<b>53</b>	<b>12%</b>
Sign Language Society (ITP)		<b>169</b>	<b>39%</b>
		<b>Total Respondents</b>	<b>433</b>
		(skipped this question)	1755

**28. Performance**

		<b>Response Total</b>	<b>Response Percent</b>
Ballroom Dancing Club		<b>255</b>	<b>39%</b>
Community Chorus		<b>113</b>	<b>17%</b>
Concert Band		<b>74</b>	<b>11%</b>

Dance Club		<b>310</b>	<b>48%</b>
Percussion Ensemble		<b>52</b>	<b>8%</b>
Speech and Theater Club		<b>151</b>	<b>23%</b>
Studio Theater		<b>182</b>	<b>28%</b>
		<b>Total Respondents</b>	<b>652</b>
		(skipped this question)	1536

**29.** Other

		<b>Response Total</b>	<b>Response Percent</b>
Student Activities Board (SAB)		<b>169</b>	<b>51%</b>
Student Government (ASOCC)		<b>188</b>	<b>57%</b>
Student Health Advisory Council (SHAC)		<b>94</b>	<b>28%</b>
		<b>Total Respondents</b>	<b>330</b>
		(skipped this question)	1858

**30.** I hope my experiences at Ocean County College will help me to:

	<b>Strongly Disagree</b>	<b>Disagree</b>	<b>Neutral</b>	<b>Agree</b>	<b>Strongly Agree</b>	<b>Response Total</b>
develop an appreciation of the value of education as a lifelong process	3% (68)	1% (11)	13% (273)	49% (1061)	35% (748)	<b>2161</b>
strengthen my academic skills in reading, writing, and computation	3% (72)	0% (10)	8% (164)	46% (984)	43% (930)	<b>2160</b>
recognize and explain basic concepts in math, science, social science, and humanities	3% (63)	1% (27)	16% (337)	49% (1055)	31% (675)	<b>2157</b>
strengthen my ability to speak to and with groups	3% (70)	2% (49)	15% (320)	44% (948)	36% (769)	<b>2156</b>
strengthen my ability to gather, analyze, and present information	3% (69)	1% (23)	12% (248)	49% (1043)	36% (766)	<b>2149</b>
identify and analyze the essential characteristics of literature and art	4% (76)	6% (136)	30% (654)	39% (839)	21% (443)	<b>2148</b>
further appreciate artistic exhibits and performances	4% (85)	10% (221)	35% (749)	32% (693)	18% (396)	<b>2144</b>
participate in personal creative and design activities	4% (78)	8% (173)	34% (732)	35% (746)	19% (412)	<b>2141</b>
develop alternatives for adjusting to adversity and resolving interpersonal conflict	3% (69)	6% (119)	35% (751)	39% (845)	17% (361)	<b>2145</b>
crystallize life goals and career directions	3% (62)	1% (24)	12% (254)	44% (942)	40% (864)	<b>2146</b>
develop self-acceptance and respect for the rights of others	3% (71)	2% (45)	26% (563)	44% (942)	24% (518)	<b>2139</b>

