

Home	New Survey	Surveys	Libraries	Templates	Email Lists	Reports	Users	My Account	Help	Logout
------	------------	---------	-----------	-----------	-------------	---------	-------	------------	------	--------

## Survey Results -- Overview

[Export Data](#) [Individual Responses](#)

### Freshman Survey

**Respondents:** 1706 displayed, 1706 total **Status:** Open

**Launched Date:** 06/12/2006 **Closed Date:** N/A

**Display:**

[Manage Filters](#) 0 filters  
[Share Results](#) Enabled

#### 1. Please type in the following information

		Response Total	Response Percent
<a href="#">view</a>	First Name	1688	100%
<a href="#">view</a>	Last Name	1687	100%
<a href="#">view</a>	Middle Initial	1524	90%
<a href="#">view</a>	Your Address (Street)	1687	100%
<a href="#">view</a>	City	1686	100%
<a href="#">view</a>	State	1687	100%
<a href="#">view</a>	Zip Code	1683	100%
<a href="#">view</a>	Telephone Number	1674	99%
<a href="#">view</a>	E-mail	1222	72%
		<b>Total Respondents</b>	<b>1688</b>
		(skipped this question)	18

#### 2. Your Social Security Number (999999999)

	Response Average
View responses to this question <a href="#">view</a>	157,938,675.5
<b>Total Respondents</b>	<b>1459</b>
(skipped this question)	247

#### 3. Please indicate your entering class:

	Response Total	Response Percent
Fall 2006	1650	99%

Fall 2007		<b>11</b>	<b>1%</b>
Fall 2008		<b>2</b>	<b>0%</b>
Fall 2009		<b>3</b>	<b>0%</b>
Fall 2010		<b>4</b>	<b>0%</b>
		<b>Total Respondents</b>	<b>1670</b>
		(skipped this question)	36

**4.** Age

		<b>Response Total</b>	<b>Response Percent</b>
20 or less		<b>1594</b>	<b>95%</b>
21-25		<b>55</b>	<b>3%</b>
26-40		<b>22</b>	<b>1%</b>
41 or over		<b>13</b>	<b>1%</b>
		<b>Total Respondents</b>	<b>1684</b>
		(skipped this question)	22

**5.** Ethnicity

		<b>Response Total</b>	<b>Response Percent</b>
African American/Non-Hispanic		<b>73</b>	<b>5%</b>
Asian/Pacific Islander		<b>37</b>	<b>2%</b>
Central/South American		<b>11</b>	<b>1%</b>
Cuban		<b>14</b>	<b>1%</b>
Hispanic, Other		<b>49</b>	<b>3%</b>
Mexican		<b>4</b>	<b>0%</b>
Native American		<b>2</b>	<b>0%</b>
Puerto Rican		<b>62</b>	<b>4%</b>
White (Caucasian)/Non-Hispanic		<b>1368</b>	<b>84%</b>
		<b>Total Respondents</b>	<b>1620</b>
		(skipped this question)	86

**6.** Gender

		<b>Response Total</b>	<b>Response Percent</b>
Male		<b>810</b>	<b>48%</b>
Female		<b>865</b>	<b>52%</b>
		<b>Total Respondents</b>	<b>1675</b>
		(skipped this question)	31

**7.** Do you intend to be a:

**Response  
Total**      **Response  
Percent**

Full-time student? (12 or more credits)		<b>1601</b>	<b>96%</b>
Part-time student? (1 to 11 credits)		<b>68</b>	<b>4%</b>
		<b>Total Respondents</b>	<b>1667</b>
		(skipped this question)	39

**8.** During the academic year will you:

		<b>Response Total</b>	<b>Response Percent</b>
Maintain your own residence?		<b>153</b>	<b>9%</b>
Remain at home with your parents?		<b>1519</b>	<b>91%</b>
		<b>Total Respondents</b>	<b>1670</b>
		(skipped this question)	36

**9.** Do you have physical disability?

		<b>Response Total</b>	<b>Response Percent</b>
Yes		<b>29</b>	<b>2%</b>
No		<b>1348</b>	<b>98%</b>
		<b>Total Respondents</b>	<b>1375</b>
		(skipped this question)	331

**10.** Do you have a learning disability?

		<b>Response Total</b>	<b>Response Percent</b>
Yes		<b>145</b>	<b>10%</b>
No		<b>1238</b>	<b>90%</b>
		<b>Total Respondents</b>	<b>1381</b>
		(skipped this question)	325

**11.** Do you intend to receive a degree from OCC?









		<b>Response Total</b>	<b>Response Percent</b>
Yes		<b>1367</b>	<b>86%</b>
No		<b>217</b>	<b>14%</b>
		<b>Total Respondents</b>	<b>1582</b>
		(skipped this question)	124

**12.** While attending OCC, how much will you work?

		<b>Response Total</b>	<b>Response Percent</b>
Not working		<b>106</b>	<b>6%</b>

1-20 hours per week		<b>775</b>	<b>47%</b>
21-35 hours per week		<b>631</b>	<b>38%</b>
Over 35 hours per week		<b>147</b>	<b>9%</b>
		<b>Total Respondents</b>	<b>1656</b>
		(skipped this question)	50












**13.** What is your primary source of funds for OCC?

		<b>Response Total</b>	<b>Response Percent</b>
Family		<b>872</b>	<b>53%</b>
College work-study		<b>22</b>	<b>1%</b>
Self		<b>243</b>	<b>15%</b>
Scholarship		<b>169</b>	<b>10%</b>
Tuition reimbursement		<b>25</b>	<b>2%</b>
Grant		<b>128</b>	<b>8%</b>
Loan		<b>179</b>	<b>11%</b>
Veteran's Benefit		<b>10</b>	<b>1%</b>
		<b>Total Respondents</b>	<b>1645</b>
		(skipped this question)	61

**14.** Do you have a need for on-campus childcare?

		<b>Response Total</b>	<b>Response Percent</b>
Yes		<b>22</b>	<b>2%</b>
No		<b>1383</b>	<b>99%</b>
		<b>Total Respondents</b>	<b>1402</b>
		(skipped this question)	304

**15.** What influenced your decision to attend OCC?








		<b>Response Total</b>	<b>Response Percent</b>
Spoke with OCC representative		<b>112</b>	<b>7%</b>
Recommended by family or friend		<b>652</b>	<b>40%</b>
Recommended by high school counselor		<b>465</b>	<b>28%</b>
Close to home		<b>1050</b>	<b>64%</b>
Academic reputation		<b>120</b>	<b>7%</b>
Cost (tuition, fee)		<b>771</b>	<b>47%</b>
Intercollegiate athletic program		<b>34</b>	<b>2%</b>
Media/publicity		<b>15</b>	<b>1%</b>
Not accepted by other college of choice		<b>78</b>	<b>5%</b>
Specialized academic career program		<b>58</b>	<b>4%</b>
Other, please specify <a href="#">view</a>		<b>79</b>	<b>5%</b>
		<b>Total Respondents</b>	<b>1649</b>

(skipped this question) 57

**16.** In which of the following support services/programs would you be interested?

		<b>Response Total</b>	<b>Response Percent</b>
Free academic tutoring		<b>697</b>	<b>45%</b>
Help with selecting major and academic decision-making		<b>561</b>	<b>36%</b>
Job placement services		<b>457</b>	<b>30%</b>
Help with career focus/commitment and decision-making		<b>520</b>	<b>34%</b>
Help with personal concerns		<b>164</b>	<b>11%</b>
Help with transferring to another college		<b>1009</b>	<b>66%</b>
		<b>Total Respondents</b>	<b>1537</b>
		(skipped this question)	169







**17.** Which of the following health information services would be most helpful to you?

		<b>Response Total</b>	<b>Response Percent</b>
Stress management		<b>636</b>	<b>55%</b>
Weight control		<b>298</b>	<b>26%</b>
Nutrition		<b>492</b>	<b>43%</b>
Smoking cessation		<b>86</b>	<b>7%</b>
Human sexuality		<b>49</b>	<b>4%</b>
Concerns about alcohol/drug abuse with family/friends		<b>76</b>	<b>7%</b>
Other, please specify <a href="#">view</a>		<b>21</b>	<b>2%</b>
		<b>Total Respondents</b>	<b>1147</b>
		(skipped this question)	559

**18.** Are you interested in competing and/or have you previously participated on a formal basis in athletic sports?

	<b>Interested in</b>	<b>Have previously participated on a formal basis</b>	<b>Response Total</b>
Tennis	75% (143)	35% (67)	<b>190</b>
Soccer	48% (121)	64% (161)	<b>250</b>
Softball (Women)	53% (79)	62% (92)	<b>148</b>
Basketball	56% (147)	57% (150)	<b>264</b>
Baseball (Men)	53% (106)	62% (123)	<b>199</b>
Coed Swimming	74% (120)	35% (57)	<b>163</b>
Golf	69% (79)	35% (40)	<b>114</b>
		<b>Total Respondents</b>	<b>768</b>
		(skipped this question)	938





**19.** Are you interested in the following intramural sports?

		<b>Response Total</b>	<b>Response Percent</b>
Coed volleyball		<b>399</b>	<b>55%</b>
Flag football		<b>225</b>	<b>31%</b>
Basketball		<b>210</b>	<b>29%</b>
Table Tennis		<b>113</b>	<b>16%</b>
Men's Tennis		<b>57</b>	<b>8%</b>
Women's Tennis		<b>101</b>	<b>14%</b>
		<b>Total Respondents</b>	<b>720</b>
		(skipped this question)	986

**20.** In which of the following activities have you previously participated?

		<b>Response Total</b>	<b>Response Percent</b>
Newspaper		<b>112</b>	<b>17%</b>
Literary magazine		<b>36</b>	<b>5%</b>
Broadcasting		<b>85</b>	<b>13%</b>
Service Organization (Key Club)		<b>91</b>	<b>14%</b>
Student/Community government		<b>86</b>	<b>13%</b>
Minority/Cultural community action		<b>30</b>	<b>5%</b>
Yearbook		<b>160</b>	<b>24%</b>
Special Events/Student Activities		<b>293</b>	<b>44%</b>
Other, please specify <a href="#">view</a>		<b>123</b>	<b>18%</b>
		<b>Total Respondents</b>	<b>665</b>
		(skipped this question)	1041

**21.** Which of the following personal development areas would be of interest to you?

		<b>Response Total</b>	<b>Response Percent</b>
Assertiveness		<b>168</b>	<b>17%</b>
Self Esteem		<b>266</b>	<b>27%</b>
Anger Management		<b>205</b>	<b>20%</b>
Time Management		<b>609</b>	<b>61%</b>
Interpersonal Communication		<b>103</b>	<b>10%</b>
Relationship Devepment		<b>226</b>	<b>23%</b>
Self-image		<b>227</b>	<b>23%</b>
Other, please specify <a href="#">view</a>		<b>10</b>	<b>1%</b>
		<b>Total Respondents</b>	<b>1001</b>
		(skipped this question)	705

**22.** Academic Clubs

		<b>Response Total</b>	<b>Response Percent</b>
Business Club (PBL)		<b>148</b>	<b>17%</b>

Clay Club (Ceramics)		<b>92</b>	<b>10%</b>
Criminal Justice Club (LAE)		<b>220</b>	<b>25%</b>
Education Club		<b>93</b>	<b>10%</b>
History Club		<b>112</b>	<b>13%</b>
Math Club		<b>52</b>	<b>6%</b>
Meeting with Art (art appreciation)		<b>96</b>	<b>11%</b>
Paralegal Association		<b>22</b>	<b>2%</b>
Pre-health Professions (APHP)		<b>68</b>	<b>8%</b>
Psychology Club		<b>210</b>	<b>24%</b>
Philosophy Club		<b>71</b>	<b>8%</b>
Science Club		<b>73</b>	<b>8%</b>
Student Nurses Organization		<b>76</b>	<b>9%</b>
Technology Club		<b>116</b>	<b>13%</b>
		<b>Total Respondents</b>	<b>886</b>
		(skipped this question)	820

### 23. Recreation

		<b>Response Total</b>	<b>Response Percent</b>
Anime Club		<b>74</b>	<b>12%</b>
Camera Club		<b>194</b>	<b>31%</b>
Cheerleading/Sprit Club		<b>93</b>	<b>15%</b>
Chess/Strategic Games Club		<b>78</b>	<b>12%</b>
Christian Fellowship (Intervarsity)		<b>59</b>	<b>9%</b>
Film/Cinematography Club		<b>150</b>	<b>24%</b>
Running Club		<b>96</b>	<b>15%</b>
Sailing Club/Sailing Team		<b>105</b>	<b>17%</b>
		<b>Total Respondents</b>	<b>624</b>
		(skipped this question)	1082

### 24. Community Activism/Services

		<b>Response Total</b>	<b>Response Percent</b>
Animal Rights Club		<b>176</b>	<b>44%</b>
Circle K (Kiwanis)		<b>20</b>	<b>5%</b>
Environmental Club		<b>97</b>	<b>24%</b>
Honors/Achievement Club (C.H.A.O.S.)		<b>90</b>	<b>23%</b>
NJ Community Waterwatch, OCC Chapter		<b>38</b>	<b>10%</b>
OCC Republicans		<b>29</b>	<b>7%</b>
Rotaract (Rotary)		<b>9</b>	<b>2%</b>
Students for a Free Tibet		<b>23</b>	<b>6%</b>
Students Learning About Politics (SLAP)		<b>75</b>	<b>19%</b>
		<b>Total Respondents</b>	<b>398</b>

(skipped this question) 1308

**25. Support Groups**

		<b>Response Total</b>	<b>Response Percent</b>
EOF Alliance		<b>46</b>	<b>21%</b>
Rainbow Alliance (gay, lesbian, bisexual)		<b>31</b>	<b>14%</b>
Surviving Single Parenting		<b>40</b>	<b>18%</b>
Veterans Club		<b>51</b>	<b>23%</b>
Women's Network		<b>87</b>	<b>40%</b>
		<b>Total Respondents</b>	<b>220</b>










(skipped this question) 1486

**26. Student Media**

		<b>Response Total</b>	<b>Response Percent</b>
Student Literary Magazine (Seascape)		<b>108</b>	<b>28%</b>
Student Newspaper (Viking News)		<b>114</b>	<b>30%</b>
Student Radio (WOCC)		<b>195</b>	<b>51%</b>
Student Television		<b>189</b>	<b>49%</b>
		<b>Total Respondents</b>	<b>384</b>

(skipped this question) 1322

**27. Cultural Awareness**




		<b>Response Total</b>	<b>Response Percent</b>
Arabic Language Club		<b>21</b>	<b>8%</b>
Asian Cultural Exchange Society (ACES)		<b>34</b>	<b>12%</b>
English As Second Language (ESL)		<b>30</b>	<b>11%</b>
French Club		<b>51</b>	<b>19%</b>
Native American Studies Society (NASS)		<b>29</b>	<b>11%</b>
Organization for Black Unity (OBU)		<b>24</b>	<b>9%</b>
SAASA (South Asian American Student Assoc.)		<b>5</b>	<b>2%</b>
SALSA (Student Alliance for Latino Solidarity)		<b>41</b>	<b>15%</b>
Sign Language Society (ITP)		<b>88</b>	<b>32%</b>
		<b>Total Respondents</b>	<b>272</b>

(skipped this question) 1434

**28. Performance**

		<b>Response Total</b>	<b>Response Percent</b>
Ballroom Dancing Club		<b>166</b>	<b>34%</b>
Community Chorus		<b>69</b>	<b>14%</b>
Concert Band		<b>62</b>	<b>13%</b>
Dance Club		<b>234</b>	<b>48%</b>
Percussion Ensemble		<b>28</b>	<b>6%</b>
Speech and Theater Club		<b>89</b>	<b>18%</b>
Studio Theater		<b>113</b>	<b>23%</b>
		<b>Total Respondents</b>	<b>488</b>
		(skipped this question)	1218

**29.** Other

		<b>Response Total</b>	<b>Response Percent</b>
Student Activities Board (SAB)		<b>82</b>	<b>43%</b>
Student Government (ASOCC)		<b>106</b>	<b>56%</b>
Student Health Advisory Council (SHAC)		<b>40</b>	<b>21%</b>
		<b>Total Respondents</b>	<b>189</b>
		(skipped this question)	1517

**30.** I hope my experiences at Ocean County College will help me to:

	<b>Strongly Disagree</b>	<b>Disagree</b>	<b>Neutral</b>	<b>Agree</b>	<b>Strongly Agree</b>	<b>Response Total</b>
develop an appreciation of the value of education as a lifelong process	4% (62)	1% (12)	16% (259)	48% (764)	32% (509)	<b>1606</b>
strengthen my academic skills in reading, writing, and computation	4% (61)	1% (11)	11% (179)	45% (721)	40% (635)	<b>1607</b>
recognize and explain basic concepts in math, science, social science, and humanities	3% (56)	1% (19)	18% (285)	48% (762)	30% (482)	<b>1604</b>
strengthen my ability to speak to and with groups	4% (57)	2% (36)	19% (312)	44% (702)	31% (496)	<b>1603</b>
strengthen my ability to gather, analyze, and present information	4% (58)	1% (23)	15% (241)	48% (766)	32% (510)	<b>1598</b>
identify and analyze the essential characteristics of literature and art	4% (58)	6% (103)	32% (518)	38% (607)	20% (314)	<b>1600</b>
further appreciate artistic exhibits and performances	4% (68)	8% (136)	36% (570)	33% (533)	18% (293)	<b>1600</b>
participate in personal creative and design activities	4% (63)	9% (141)	34% (544)	34% (542)	19% (304)	<b>1594</b>
develop alternatives for adjusting to adversity and resolving interpersonal conflict	4% (60)	5% (85)	36% (572)	38% (600)	17% (274)	<b>1591</b>

