

- Home
- New Survey
- Surveys
- Libraries
- Templates
- Email Lists
- Reports
- Users
- My Account
- Help
- Logout

Survey Results -- Overview

[Export Data](#) [Individual Responses](#)

Freshman Survey 2008

Respondents: 1979 displayed, 1979 total **Status:** Open
Launched Date: 06/20/2008 **Closed Date:** N/A

Display:

[Manage Filters](#) 0 filters
[Share Results](#) Enabled

1. Please type in the following information



		Response Total	Response Percent
view	First Name	1971	100%
view	Last Name	1971	100%
view	Middle Initial	1789	91%
view	Your Address (Street)	1967	100%
view	City	1970	100%
view	State	1969	100%
view	Zip Code	1966	100%
view	Telephone Number	1958	99%
view	E-mail	1647	84%
Total Respondents		1971	
(skipped this question)		8	

2. Your Social Security Number (999999999)





	Response Average
View responses to this question view	164,387,228.6
Total Respondents	1664
(skipped this question)	315

3. Please indicate your entering class:








	Response Total	Response Percent
Fall 2006	6	0%
Fall 2007	4	0%

Fall 2008		1920	98%
Spring 2009		7	0%
Fall 2009		10	1%
Spring 2010		2	0%
Fall 2010		3	0%
Total Respondents		1952	
(skipped this question)			27



4. Age

		Response Total	Response Percent
20 or less		1857	94%
21-25		77	4%
26-40		23	1%
41 or over		10	1%
Total Respondents		1967	
(skipped this question)			12

5. Ethnicity



		Response Total	Response Percent
African American/Non-Hispanic		84	4%
Asian/Pacific Islander		44	2%
Central/South American		8	0%
Cuban		15	1%
Hispanic, Other		68	4%
Mexican		15	1%
Native American		0	0%
Puerto Rican		84	4%
White (Caucasian)/Non-Hispanic		1609	83%
Total Respondents		1927	
(skipped this question)			52

6. Gender



		Response Total	Response Percent
Male		864	45%
Female		1064	55%
Total Respondents		1928	
(skipped this question)			51

7. Do you intend to be a:



		Response Total	Response Percent
--	--	-------------------	---------------------

Full-time student? (12 or more credits)		1879	96%
Part-time student? (1 to 11 credits)		87	4%
		Total Respondents	1960
		(skipped this question)	19



8. During the academic year will you:

		Response Total	Response Percent
Maintain your own residence?		147	8%
Remain at home with your parents?		1811	93%
		Total Respondents	1952
		(skipped this question)	27



9. Do you have physical disability?

		Response Total	Response Percent
Yes		30	2%
No		1706	99%
		Total Respondents	1730
		(skipped this question)	249


10. Do you have a learning disability?




		Response Total	Response Percent
Yes		158	9%
No		1594	91%
		Total Respondents	1746
		(skipped this question)	233

11. Do you intend to receive a degree from OCC?










		Response Total	Response Percent
Yes		1649	88%
No		240	13%
		Total Respondents	1883
		(skipped this question)	96

12. While attending OCC, how much will you work?



		Response Total	Response Percent
Not working		110	6%

1-20 hours per week		805	41%
21-35 hours per week		839	43%
Over 35 hours per week		213	11%
		Total Respondents	1959
		(skipped this question)	20

13. What is your primary source of funds for OCC?


		Response Total	Response Percent
Family		917	47%
College work-study		23	1%
Self		276	14%
Scholarship		140	7%
Tuition reimbursement		27	1%
Grant		114	6%
Loan		268	14%
Veteran's Benefit		15	1%
New Jersey Stars		168	9%
		Total Respondents	1940
		(skipped this question)	39

14. Do you have a need for on-campus childcare?







		Response Total	Response Percent
Yes		25	1%
No		1792	99%
		Total Respondents	1809
		(skipped this question)	170

15. What influenced your decision to attend OCC?







		Response Total	Response Percent
Spoke with OCC representative		84	4%
Recommended by family or friend		739	38%
Recommended by high school counselor		525	27%
Close to home		1169	60%
Academic reputation		120	6%
Cost (tuition, fee)		974	50%
Intercollegiate athletic program		31	2%
Media/publicity		13	1%
Not accepted by other college of choice		89	5%
Specialized academic career program		50	3%

Other, please specify view 	83	4%
Total Respondents		1954
(skipped this question)		25

16. In which of the following support services/programs would you be interested?

		Response Total	Response Percent
Free academic tutoring		705	39%
Help with selecting major and academic decision-making		805	44%
Job placement services		466	26%
Help with career focus/commitment and decision-making		726	40%
Help with personal concerns		183	10%
Help with transferring to another college		1173	64%
Total Respondents		1822	
(skipped this question)			157







17. Which of the following health information services would be most helpful to you?

		Response Total	Response Percent
Stress management		721	53%
Weight control		392	29%
Nutrition		686	51%
Smoking cessation		85	6%
Human sexuality		72	5%
Concerns about alcohol/drug abuse with family/friends		107	8%
Other, please specify view 		16	1%
Total Respondents		1358	
(skipped this question)			621

18. Are you interested in competing and/or have you previously participated on a formal basis in athletic sports?

	Interested in	Have previously participated on a formal basis	Response Total
Tennis	70% (149)	40% (84)	212
Soccer	43% (125)	77% (221)	288
Softball (Women)	44% (83)	69% (129)	187
Basketball	54% (143)	66% (174)	265
Baseball (Men)	55% (111)	69% (138)	201
Coed Swimming	74% (137)	41% (75)	185
Golf	75% (86)	46% (52)	114
Total Respondents			926
(skipped this question)			1053






19. Are you interested in the following intramural sports?

		Response Total	Response Percent
Coed volleyball		370	51%
Flag football		244	34%
Basketball		195	27%
Table Tennis		110	15%
Men's Tennis		62	9%
Women's Tennis		121	17%
		Total Respondents	725
		(skipped this question)	1254















20. In which of the following activities have you previously participated?

		Response Total	Response Percent
Newspaper		137	16%
Literary magazine		70	8%
Broadcasting		105	12%
Service Organization (Key Club)		128	15%
Student/Community government		106	12%
Minority/Cultural community action		25	3%
Yearbook		159	18%
Special Events/Student Activities		386	44%
Other, please specify view		202	23%
		Total Respondents	870
		(skipped this question)	1109

21. Which of the following personal development areas would be of interest to you?

		Response Total	Response Percent
Assertiveness		222	18%
Self Esteem		331	27%
Anger Management		207	17%
Time Management		826	67%
Interpersonal Communication		104	8%
Relationship Devepment		254	21%
Self-image		276	22%
Other, please specify view		9	1%
		Total Respondents	1238
		(skipped this question)	741







22. Academic Clubs

		Response Total	Response Percent
Business Club (PBL)		181	17%
Clay Club (Ceramics)		122	11%
Criminal Justice Club (LAE)		214	20%
Education Club		155	14%
History Club		148	14%
Math Club		86	8%
Organic Chemistry Club		36	3%
Paralegal Association		26	2%
Pre-health Professions (APHP)		94	9%
Psychology Club		312	29%
Philosophy Club		107	10%
Science Club		115	11%
Student Nurses Organization		126	12%
Technology Club		131	12%
		Total Respondents	1090
		(skipped this question)	889

23. Recreation

		Response Total	Response Percent
Anime Club		80	10%
Camera Club		235	30%
Cheerleading/Spirit Club		100	13%
Chess/Strategic Games Club		64	8%
Christian Fellowship (Intervarsity)		72	9%
Film/Cinematography Club		171	22%
Gamer's Club		182	23%
Running Club		102	13%
Sailing Club/Sailing Team		80	10%
Judo Club		107	14%
		Total Respondents	782
		(skipped this question)	1197






24. Community Activism/Services

		Response Total	Response Percent
Animal Rights Club		218	43%
Circle K (Kiwanis)		22	4%
Environmental Club		221	44%
Honors/Achievement Club (C.H.A.O.S.)		137	27%
NJ Community Waterwatch, OCC Chapter		47	9%
Student for a General Effort (SAGE)		43	8%
		Total Respondents	506





(skipped this question)

1473






25. Support Groups

		Response Total	Response Percent
EOF Alliance		87	36%
Rainbow Alliance (gay, lesbian, bisexual)		52	21%
Surviving Single Parenting		32	13%
Veterans Club		37	15%
Women's Network		87	36%
Total Respondents		245	
(skipped this question)			1734

26. Student Media

		Response Total	Response Percent
Student Literary Magazine (Seascope)		110	26%
Student Newspaper (Viking News)		135	32%
Student Radio (WOCC)		177	42%
Yearbook		199	47%
Total Respondents		422	
(skipped this question)			1557

27. Cultural Awareness

		Response Total	Response Percent
Arabic Language Club		21	7%
Asian Club		20	7%
El Circulo Hispano (Spanish Club)		74	25%
English As Second Language (ESL)		20	7%
French Club		47	16%
Native American Studies Society (NASS)		17	6%
Organization for Black Unity (OBU)		16	5%
SALSA (Student Alliance for Latino Solidarity)		34	12%
Sign Language Society (ITP)		113	38%
Total Respondents		294	
(skipped this question)			1685

28. Performance

		Response Total	Response Percent
Ballroom Dancing Club		144	28%
Community Chorus		77	15%
Concert Band		71	14%
Dance Club		248	49%
Percussion Ensemble		19	4%
Speech and Theater Club		122	24%
Studio Theater		140	28%
Total Respondents			506
(skipped this question)			1473

29. Other

		Response Total	Response Percent
Student Activities Board (SAB)		83	45%
Student Government (ASOCC)		102	55%
Student Health Advisory Council (SHAC)		46	25%
Total Respondents			186
(skipped this question)			1793

30. I hope my experiences at Ocean County College will help me to:

	Strongly Disagree	Disagree	Neutral	Agree	Strongly Agree	Response Total
develop an appreciation of the value of education as a lifelong process	3% (56)	1% (11)	13% (245)	48% (924)	36% (688)	1924
strengthen my academic skills in reading, writing, and computation	3% (62)	1% (17)	8% (147)	45% (867)	43% (834)	1927
recognize and explain basic concepts in math, science, social science, and humanities	3% (59)	1% (27)	14% (274)	46% (886)	35% (676)	1922
strengthen my ability to speak to and with groups	4% (69)	2% (37)	16% (307)	44% (842)	35% (665)	1920
strengthen my ability to gather, analyze, and present information	3% (63)	1% (22)	12% (236)	47% (905)	36% (691)	1917
identify and analyze the essential characteristics of literature and art	3% (61)	6% (114)	31% (600)	37% (711)	22% (428)	1914
further appreciate artistic exhibits and performances	4% (80)	9% (177)	37% (710)	30% (568)	20% (375)	1910
participate in personal creative and design activities	4% (77)	9% (167)	34% (654)	33% (636)	20% (378)	1912
develop alternatives for adjusting to adversity and resolving interpersonal conflict	3% (57)	6% (116)	37% (710)	37% (705)	17% (325)	1913
crystallize life goals and career directions	3% (57)	2% (29)	12% (222)	43% (823)	41% (780)	1911

develop self-acceptance and respect for the rights of others	3% (65)	4% (67)	25% (474)	43% (819)	25% (483)	1908
increase my awareness of contemporary physical and emotional health issues	3% (55)	5% (94)	31% (591)	40% (768)	21% (403)	1911
understand different historical and contemporary cultural values	3% (54)	6% (113)	36% (683)	38% (720)	18% (340)	1910
recognize my civic and community responsibilities as a citizen	3% (53)	5% (96)	38% (716)	37% (697)	18% (345)	1907
recognize and evaluate an ethical issue	3% (55)	7% (124)	39% (750)	34% (650)	17% (327)	1906
identify and strengthen my system of ethical standards and principles	3% (55)	5% (90)	35% (674)	38% (718)	19% (369)	1906
make rational decisions when faced with moral issues	3% (55)	2% (39)	24% (452)	45% (854)	27% (511)	1911
identify the impact of civilization upon the balance of the natural environment	2% (47)	3% (59)	33% (640)	39% (755)	22% (413)	1914
Total Respondents						34443

ClassApps.com ©2004
SelectSurveyASP Advanced 8.1.1