

**Education
Service
Community**



Institutional Profile Fiscal Year 2007

October, 2007



Office of the President

September 28, 2008

Ms. Betsy Garlatti, Director
Office of Finance and Research
NJ Commission on Higher Education
PO Box 542
Trenton, NJ 08625

Dear Ms. Garlatti:

On behalf of the Board of Trustees, Ocean County College is pleased to submit the attached Institutional Profile report for the Fiscal Year from July 1, 2006 to June 30, 2007. All required information in past years has been included in this year's annual report and, to the extent possible, is accurate and complete.

Sincerely,

A handwritten signature in black ink that reads "Jon Larson". The signature is written in a cursive, flowing style.

Jon H. Larson, Ph.D.
President

Enclosure




Table of Contents

Letter from President Jon H. Larson, Ph. D

- I. Table of Contentsii
- II. Data by Category
 - A. Accreditation status
 - 1. Institutional accreditation.....1
 - 2. Professional accreditation.....1
 - B. Number of students served
 - 1. Number of undergraduates by attendance status2
 - 2. Number of graduates and first-professional by attendance status.....2
 - 3. Number of non-credit students served.....2
 - C. Characteristics of undergraduate students
 - 1. Mean math and verbal SAT scores (senior public institutions)3
 - 2. Basic skills testing and remediation by subject area3
 - a. Name of basic skills placement test administered and criteria for selecting test takers in fall 2005.....3
 - b. Total number of students enrolled in fall 2005.....3
 - c. Total number of first-time, full-time students enrolled in remediation in fall 2005.....3
 - d. First-time, full-time students enrolled in remediation in fall 2005 by subject area.....3
 - 3. Race/ethnicity, sex, and age.....3
 - 4. Numbers of students receiving financial assistance under state-funded aid programs.....5
 - 5. Percentage of first-time full-time freshmen who were NJ state residents....5
 - D. Degrees conferred (characteristics of graduates)
 - 1. By race/ethnicity and sex.....6
 - 2. By general field.....6
 - 3. By distance education programs6
 - E. Student outcomes.....7
 - 1. Graduation rates by race/ethnicity and income
 - a. Four-, five- and six-year graduation rate (senior public institutions)8
 - b. Two- and three-year success rate.....8
 - c. Two- and three-year combined graduation and transfer rate.....8
 - 2. Third-semester retention rates
 - a. By race/ethnicity.....9
 - b. For low income students.....9



Table of Contents

3. Transfer	
a. Percentage of entering students who are transfers (senior public intuitions)	9
b. Three-year transfer rate to NJ senior public institutions	9
c. Overall three-year transfer rate	9
F. Faculty characteristics.....	10
1. Full-time faculty by race/ethnicity, sex, academic rank and tenure status.....	11
2. Percentage of course sections taught by full-time Faculty	12
3. Ratio of full- to part-time faculty.....	12
G. Characteristics of trustees or governors: Race/ethnicity and sex.....	13
H. Profile of Ocean County College: Degrees and certificate programs.....	14
I. Major research and public service activities.....	15
J. Major capital projects underway in fiscal 2006.....	21
III. Other institutional information	
A. Statement of Ocean County College Mission.....	24
B. Statement of Ocean County College Goals.....	24
IV. Appendices	
A. Total Minority Student Fall Enrollment by Racial/Ethnic Category, Past Ten Years.....	27
B. Number and Percent of Male and Female Students by FT and PT Status, Fall Semester, Past Ten Years.....	29
C. Full-time and Part-time Average Student Age, Fall Semester, Past Ten Years.....	30
D. Number of Degrees/Certificates Granted by Curriculum, Past Ten Years... ..	31
E. Academic Programs.....	34

Section II: Data by Category

A. Accreditation Status

1. Institutional accreditation

The Commission on Higher Education, Middle States Association of Colleges and Schools accredits Ocean County College.

2. Professional accreditation

In addition to institutional accreditation, the National League for Nursing (NLN) accredits the college's AAS program in Nursing.

B. Number of students served

1. Number of undergraduates by attendance status, fall 2006

Full-time		Part-time		Total
Num	Pct	Num	Pct	
4,733	53.3%	4,153	46.7%	8,886

2. Number of graduates and first-professionals by attendance status

Does not apply to community colleges

3. Number of non-credit students served

For the fiscal year 2006-2007, Ocean County College had served a total of 6,768 non-credit students (unduplicated). The following table shows five year unduplicated headcounts of non-credit students.

Unduplicated Non-credit Student Headcount, FY 2003 to FY2007

FY 2003	FY 2004	FY 2005	FY 2006	FY 2007
6,752	7,212	6,962	7,899	6,768
1 Yr % chg	7%	-3%	13%	-14%

C. Characteristics of undergraduate students

1. **Mean math and verbal SAT scores:** Does not apply to community colleges

2. **Basic skills testing and remediation**

a. **Name of basic skills placement test administered and criteria for selecting test takers in fall 2006**

Ocean County College does not require entering students to take the Scholastic Aptitude Test. It does require all full-time degree students to take the Ocean County College Placement Test (*Accuplacer*) prior to registering for their first semester. The college also requires all part-time degree students to take the Placement Test before registering for an English or mathematics course or before registering for their twelfth credit. Prior to taking the Placement Test, the student may not enroll for more than three courses in a semester. Students scoring 500 or better on verbal SAT's are waived from the English portion of the Placement Test. Students scoring 500 or better on the mathematics SAT's are waived from the mathematics portion of the test. Results of this test over a nine-year period for the fall semester are presented below.

b. **Total number of students tested and needing remediation in fall 2006**

Total number of students tested	Number of students needing remediation	Number of Recent HS graduates tested	Number of recent HS graduates needing remediation
1,610	1,523	1,186	1,119

c. **First-time freshmen (FTF) needing remediation in fall 2006**

Subject Area	Number of FTF	Percent of FTF	Number of FTF Who are Recent HS Graduate	Percent of FTF Who are Recent HS Graduate
Reading	861	58.3%	702	47.6%
Writing	710	48.1%	531	36.0%
Elem. Algebra	1,104	74.8%	832	56.4%

d. **First-time freshmen requiring remediation in at least one subject area in fall 2006**

	Number of FTF	Percent of FTF	Number of FTF Who are Recent HS Graduate	Percent of FTF Who are Recent HS Graduate
Needing rem in at least one area	1,397	94.6%	1,077	73.0%

3. **Race/ethnicity, sex, and age**

The following tables are presented in Section III: Appendices (A, B, and C):

- a. Total Minority Student Fall Enrollment by Racial/Ethnic Category, Past Ten Years
- b. Number and Percent of Male and Female Students by FT and PT Status, Fall Semester, Past Ten Years

c. Full-time and Part-time Average Student Age, Fall Semester, Past Ten Years

During the last ten years, the percentage of white students decreased steadily from 86.3% to 80.6% while the percentage of African Americans and Hispanics rose. The African-American population rose from 3.2% to 3.8%, and the Hispanic population rose from 4.4% to 6.0%. During the same period, the American Indian/Alaskan Native remained about .2% - .3% and the Asian/Pacific Islander rose from 1.7% to 2.1% in 2006.

During each of the last ten years, male students constituted about 40% of the total student body while females constituted about 60%.

During the last ten years, female students were about 3 years older than males. Among full-time students, the females were about 1 year older. Among part-time students, females were about 4 years older.

Additional data on race/ethnicity, sex, and age of Ocean County College students are presented in the tables below.

Undergraduate Enrollment by Race/Ethnicity, Fall 2006

	White		Black		Hispanic		Asian	
	Num	Pct	Num	Pct	Num	Pct	Num	Pct
Full-time	3,858	81.5%	163	3.4%	283	6.0%	86	1.8%
Part-time	3,304	79.6%	172	4.1%	254	6.1%	99	2.4%
Total	7,162	80.6%	335	3.8%	537	6.0%	185	2.1%
	American Ind.		Alien		Race Unknown		Total	
	Num	Pct	Num	Pct	Num	Pct	Num	Pct
Full-time	14	0.3%	57	1.2%	272	5.7%	4,733	100.0%
Part-time	7	0.2%	35	0.8%	282	6.8%	4,153	100.0%
Total	21	0.2%	92	1.0%	554	6.2%	8,886	100.0%

Undergraduate Enrollment by Sex, Fall 2006

		Full-time			Part-time					Total				
Male	Pct	Female	Pct	Total	Male	Pct	Female	Pct	Total	Male	Pct	Female	Pct	Total
2,179	46.0%	2,554	54.0%	4,733	1,471	35.4%	2,682	64.6%	4,153	3,650	41.1%	5,236	58.9%	8,886

Undergraduate Enrollment by Age, Fall 2006

		LT 18	18-19	20-21	22-24	25-29	30-34	35-39	40-49	50-64	65+	Unknown	Total
Full-time	Num	12	2,433	1,402	453	177	87	62	85	19	1	2	4,733
	Pct	0.3%	51.4%	29.6%	9.6%	3.7%	1.8%	1.3%	1.8%	0.4%	0.0%	0.0%	100.0%
Part-time	Num	431	570	572	700	564	345	285	477	191	17	1	4,153
	Pct	10.4%	13.7%	13.8%	16.9%	13.6%	8.3%	6.9%	11.5%	4.6%	0.4%	0.0%	100.0%
Total	Num	443	3,003	1,974	1,153	741	432	347	562	210	18	3	8,886
	Pct	5.0%	33.8%	22.2%	13.0%	8.3%	4.9%	3.9%	6.3%	2.4%	0.2%	0.0%	100.0%

4. Numbers of students receiving financial assistance under state-funded aid programs

	Recipients	Awards	Dollars(\$)	\$/Recipient	\$/Award
TAG	1,282	2,118	1,638,718	1,278.25	773.71
EOF	196	322	163,441	833.88	507.58
Bloustein Scholars	5	8	4,000	800.00	500.00
Urban Scholars	18	27	13,500	750.00	500.00
NJCLASS Loans		14	37,119		2651.36
NJ STARS (Fall 2006)	339		552,277	1,629.14	

A total of 196 EOF students were in attendance at Ocean County College for the fall 2006 Semester. Besides, a total of 339 NJ STARS students attended Ocean County College in the fall of 2006.

5. Percentage of first-time full-time freshmen who were NJ state residents

Among the 1,876 fall 2006 first-time full-time freshmen, 1,870 (99.7%) were New Jersey residents.

First-time Full-time Freshman in Fall 2006 Enrollment by State Residence

State Residents	Non-State Residents	Total	% State Residents
1,870	6	1,876	99.7%

D. Degrees conferred (characteristics of graduates)

1. Number of associate degree and certificate completers and percent by race/ethnicity and sex

a. By ethnicity

Subbaccalaureate Degrees/Certificates Conferred by Race/Ethnicity, FY 2006

White		Black		Hispanic		Asian		American Ind.		Alien		Race Unknown		Total	
Num	Pct	Num	Pct	Num	Pct	Num	Pct	Num	Pct	Num	Pct	Num	Pct	Num	Pct
821	86.9%	27	2.9%	35	3.7%	25	2.6%	3	0.3%	1	0.1%	33	3.5%	945	100.0%

b. By sex

Subbaccalaureate Degrees/Certificates Conferred by Sex, FY 2006

Men		Women		Total	
Num	Pct	Num	Pct	Num	Pct
325	34.4%	620	65.6%	945	100.0%

2. By general field

Subbaccalaureate Degrees/Certificates Conferred by General Field, FY 2006

CIP Code	Major Category	No.
09	Communication	2
10	Communication Tech	8
11	Computer Sciences	8
13	Education	11
14	Engineering	6
15	Engineering Tech	7
16	Foreign Languages	33
19	Family Sciences	1
22	Legal Professions	9
24	Liberal Arts/Sciences	542
43	Security/Protective	52
44	Public Administration	9
50	Visual/Perform Arts	2
51	Health Professions	102
52	Business/Management	153
	TOTAL	945

The numbers of degrees and certificates granted by curriculum over the past ten years are listed in Appendix D. The programs with the largest number of graduates are as follows: Liberal Arts General (A.A.); General Studies (A.S.); General Studies (A.A.); Business Administration (A.S.); Nursing (A.A.S); and Criminal Justice (A.S.).

3. By distance education programs (does not apply to Ocean County College)

Ocean County College does not have distance education programs, but only distance education courses.

E. Student outcomes

Several measures of student outcomes are presented in this section. They are, first, two- and three-year combined graduation and transfer rates; second, third-semester retention rates (a) by race/ethnicity and (b) for low-income students; and third, three-year transfer rate to NJ senior public institutions.

What is the graduation rate for Ocean County College students?

There are several ways of defining graduation or completion rates. Students attend college for many reasons, not all of which point toward the goal of graduation. While many students begin their attendance at OCC with the intention of graduating, others begin their studies for the following reasons: (1) to take a few courses for promotion possibilities at their place of employment; (2) to enhance their knowledge in specific areas; (3) to experience personal enrichment; and (4) to take a number of courses and then transfer to another college prior to graduation.

In recent years, the federal government has established a definition of the graduation rate for postsecondary institutions. The definition is included in the Student Right-to-Know Act and its enabling regulations. The graduation rate of students attending postsecondary institutions is the number of first-time students in a given fall semester who complete their degree within 150% of the normal time for completion. Since OCC is a two-year institution, those students entering in the fall would have three years to complete their associate degree requirements. Students may be eliminated from the tracking requirement if they enter the armed forces, go on an official church mission (e.g., Peace Corps), or if they die or are unable to continue enrollment due to a permanent disability.

What is the "success" rate for Ocean County students?

Community college students may be judged successful in their collegiate career by measures other than just graduation. New Jersey community colleges have established another measure known as "success" rate. It is computed as the percentage of an entering first-time, full-time, degree-seeking freshman fall class who achieved one of the following:

- (1) Graduated
- (2) Transferred to a NJ senior public institution before graduation
- (3) Were still enrolled and did not graduate within four years; or
- (4) Left in good academic standing (GPA of 2.00 or higher).

In theory, OCC should add the percent of students who transferred to a NJ private institution or to an out-of-state institution; however, the data cannot be collected reliably. Another problem is the accuracy of the GPA data. In many cases, the GPA data is not up to date and, in other cases, the data is missing since the State Commission on Higher Education is just beginning to collect the spring semester data. As a result, this definition of "success" may be considered a minimum.

1. Graduation rates by race/ethnicity and income

a. Four-, five- and six-year graduation rate (does not apply to Ocean County College)

b. Two- and three-year graduation rate by race/ethnicity

Two- and Three-Year Graduation Rates of Fall 2003 Full-time First-time Degree Seeking Freshmen by Race/Ethnicity

	White		Black		Hispanic		Asian		Alien		Other *		Total	
	Num	Pct	Num	Pct	Num	Pct	Num	Pct	Num	Pct	Num	Pct	Num	Pct
Fall 2003 Cohort	1,176		50		75		32		7		61		1,401	
2 Year Rates	78	6.6%	0	0.0%	2	2.7%	1	3.1%	0	0.0%	6	9.8%	87	6.2%
3 Year Rates	196	16.7%	3	6.0%	6	8.0%	3	9.4%	1	14.3%	9	14.8%	218	15.6%

* Other includes American Indian and Unknown Race.

Two- and Three-Year Graduation Rates of Fall 2003 Full-time First-time Degree Seeking Freshmen by Income

	Low Income *		Non-Low Income		Unknown		Total	
	Num	Pct	Num	Pct	Num	Pct	Num	Pct
Fall 2003 Cohort	200		638		563		1,401	
2 Year Rates	4	2.0%	56	8.8%	27	4.8%	87	6.2%
3 Year Rates	16	8.0%	120	18.8%	82	14.6%	218	15.6%

* Low Income is defined as student with a NJ Eligibility Index between 1 and 2,499.

c. Two- and three-year combined graduation and transfer rate

Two- and Three-Year Success Rates (Combined Graduation & Transfer) of Fall 2003 Full-time First-time Degree Seeking Freshmen by Race/Ethnicity

	White		Black		Hispanic		Asian		Alien		Other *		Total	
	Num	Pct	Num	Pct	Num	Pct	Num	Pct	Num	Pct	Num	Pct	Num	Pct
Fall 2003 Cohort	1,176		50		75		32		7		61		1,401	
2 Year Rates	148	12.6%	3	6.0%	6	8.0%	7	21.9%	1	14.3%	9	14.8%	174	12.4%
3 Year Rates	331	28.1%	8	16.0%	19	25.3%	10	31.3%	2	28.6%	15	24.6%	385	27.5%

* Other includes American Indian and Unknown Race.

Success Rate (Graduation and Transfer) by Income

Two- and Three-Year Success Rates (Combined Graduation & Transfer) of Fall 2003 Full-time First-time Degree Seeking Freshmen by Income

	Low Income *		Non-Low Income		Unknown		Total	
	Num	Pct	Num	Pct	Num	Pct	Num	Pct
Fall 2003 Cohort	200		638		563		1,401	
2 Year Rates	19	9.5%	113	17.7%	42	7.5%	174	12.4%
3 Year Rates	41	20.5%	214	33.5%	130	23.1%	385	27.5%

* Low Income is defined as student with a NJ Eligibility Index between 1 and 2,499.

2. Third-Semester Retention Rates

a. By Race/Ethnicity

Third Semester Retention of Full-time First-time Freshmen by Race/Ethnicity, Fall 2005 to Fall 2006

	White		Black		Hispanic		Asian	
	Num	Pct	Num	Pct	Num	Pct	Num	Pct
Retained	704	63.1%	30	55.6%	50	64.1%	11	61.1%
Not Retained	411	36.9%	24	44.4%	28	35.9%	7	38.9%
Total	1,115	100.0%	54	100.0%	78	100.0%	18	100.0%
	American Ind.		Alien		Race Unknown		Total	
	Num	Pct	Num	Pct	Num	Pct	Num	Pct
Retained	1	33.3%	6	100.0%	38	58.5%	840	62.7%
Not Retained	2	66.7%	0	0.0%	27	41.5%	499	37.3%
Total	3	100.0%	6	100.0%	65	100.0%	1,339	100.0%

b. By Income

Third Semester Retention of Full-time First-time Freshmen by Income, Fall 2005 to Fall 2006

	Low Income *		Non-Low Inc.		Unknown		Total	
	Num	Pct	Num	Pct	Num	Pct	Num	Pct
Retained	116	64.8%	418	62.6%	306	62.2%	840	62.7%
Not Retained	63	35.2%	250	37.4%	186	37.8%	499	37.3%
Total	179	100.0%	668	100.0%	492	100.0%	1,339	100.0%

* Low Income is defined as student with a NJ Eligibility Index between 1 and 2,499.

3. Transfer

a. Percentage of entering students who are transfers (does not apply to Ocean County College)

b. Three-Year Transfer Rate to NJ Senior Public Institutions

Three-Year Transfer Rate of Fall 2003 Full-time First-time Freshmen to NJ Senior Public Institutions

Transfers thru Spring 2006		Non-Transfers		Total FTFTF Fall 2003	
Num	Pct	Num	Pct	Num	Pct
196	14.0%	1,205	86.0%	1,401	100.0%

c. Overall three-year transfer rate

Overall Three-Year Transfer Rate of Fall 2003 Full-time First-time Freshmen

Transfers thru Spring 2006		Non-Transfers		Total FTFTF Fall 2003	
Num	Pct	Num	Pct	Num	Pct
251	17.9%	1,150	82.1%	1,401	100.0%

F. Faculty characteristics

1. Full-time faculty by race/ethnicity, sex, and tenure status

The Ocean County College faculty may be grouped into two categories, full-time and part-time. Full-time teaching faculty members are required by contract to teach 15 semester credit hours for each semester, or a maximum of 30 semester credit hours per academic year of two semesters. Non-teaching full-time faculty members include counselors and librarians who have different contractual requirements. Part-time (adjunct) faculty, where possible, are issued contracts in August for the ensuing academic year. Employment under an adjunct faculty contract to teach an assigned course(s) is contingent upon a sufficient number of students registering for said course(s). The number of adjunct faculty teaching each semester includes clinical instructors for the Nursing Program but does not include full-time administrators who teach on an overload basis as academic lecturers.

The number of full-time teaching faculty has decreased from 112 in fall 1997 to 104 in fall 2006. In fact, the number of full-time teaching faculty was 119 in fall 2005, but 16 faculty retired by June 2006, 2 resigned in August 2006, and one deceased. Since then, with a continuous effort of hiring, new faculty were recruited and the number of full-time teaching faculty is expected to increase steadily over the next few years. The number of adjunct faculty increased over the same period from 227 to 349. Full-time female faculty comprised 58.7 percent of the total full-time faculty in fall 2006, as compared with 49.1 percent ten years ago. Male adjunct faculty members comprised 67.0 percent of the total in fall 1997 which decreased to 50.7 percent 10 years later.

The racial/ethnic backgrounds of full-time faculty are primarily Caucasian (90.4 percent), nearly identical to the proportion in the total Ocean County population. Two faculty are African Americans (1.9 percent), a little lower than the 3.0 percent African Americans in the Ocean County population.

Three full-time faculty members have a Hispanic ethnic background, 2.9 percent, as compared with a county population that is 5.0 percent Hispanic and a student body that is 6.2 percent Hispanic. Four faculty members are Asians, 2.9 percent of the total full-time faculty. One faculty member has a Native American ethnic background. Three of the minority faculty members added during the last ten years are a direct result of the College's Minority Graduate Assistant Program.

The proportion of tenured teaching faculty has averaged approximately 84% for the last ten years and currently stands at 78%. The proportion of tenured, male faculty is slightly higher than the proportion of tenured, female faculty. Much of this may be attributed to the turnover within the Department of Nursing that currently has all female faculty members.

Listed in the next page is the number of full-time faculty by race/ethnicity, sex, tenure status and academic rank for fall 2006.

Institutional Profile: FY 2007



1. Full-Time Faculty by Race/Ethnicity, Sex, Tenure Status and Academic Rank, Fall 2006

	White				Black				Hispanic				Asian			
	Men	Pct	Wom	Pct	Men	Pct	Wom	Pct	Men	Pct	Wom	Pct	Men	Pct	Wom	Pct
Tenured																
Professors	9	34.6%	15	57.7%	0	0.0%	0	0.0%	0	0.0%	0	0.0%	2	7.7%	0	0.0%
Associate Prof.	10	37.0%	14	51.9%	1	3.7%	0	0.0%	0	0.0%	1	3.7%	0	0.0%	0	0.0%
Assistant Prof.	5	27.8%	13	72.2%	0	0.0%	0	0.0%	0	0.0%	0	0.0%	0	0.0%	0	0.0%
All Others	3	60.0%	1	20.0%	1	20.0%	0	0.0%	0	0.0%	0	0.0%	0	0.0%	0	0.0%
TOTAL	27	35.5%	43	56.6%	2	2.6%	0	0.0%	0	0.0%	1	1.3%	2	2.6%	0	0.0%
Without Tenure																
Professors	0	0.0%	0	0.0%	0	0.0%	0	0.0%	0	0.0%	0	0.0%	0	0.0%	0	0.0%
Associate Prof.	0	0.0%	2	100%	0	0.0%	0	0.0%	0	0.0%	0	0.0%	0	0.0%	0	0.0%
Assistant Prof.	7	43.8%	8	50.0%	0	0.0%	0	0.0%	1	6.3%	0	0.0%	0	0.0%	0	0.0%
All Others	3	33.3%	4	44.4%	0	0.0%	0	0.0%	0	0.0%	1	11.1%	1	11.1%	0	0.0%
TOTAL	10	35.7%	14	50.0%	0	0.0%	0	0.0%	1	3.6%	1	3.6%	1	3.6%	0	0.0%
Total																
Professors	9	33.3%	15	55.6%	0	0.0%	0	0.0%	0	0.0%	0	0.0%	2	7.4%	0	0.0%
Associate Prof.	10	34.5%	16	55.2%	1	3.4%	0	0.0%	0	0.0%	1	3.4%	0	0.0%	0	0.0%
Assistant Prof.	12	35.3%	21	61.8%	0	0.0%	0	0.0%	1	2.9%	0	0.0%	0	0.0%	0	0.0%
All Others	6	42.9%	5	35.7%	1	7.1%	0	0.0%	0	0.0%	1	7.1%	1	7.1%	0	0.0%
TOTAL	37	35.6%	57	54.8%	2	1.9%	0	0.0%	1	1.0%	2	1.9%	3	2.9%	0	0.0%

	American Ind.				Alien				Race Unknown				Total				Total All	
	Men	Pct	Wom	Pct	Men	Pct	Wom	Pct	Men	Pct	Wom	Pct	Men	Pct	Wom	Pct		Pct
Tenured																		
Professors	0	0.0%	0	0.0%	0	0.0%	0	0.0%	0	0.0%	0	0.0%	11	42.3%	15	57.7%	26	100%
Associate Prof.	0	0.0%	1	3.7%	0	0.0%	0	0.0%	0	0.0%	0	0.0%	11	40.7%	16	59.3%	27	100%
Assistant Prof.	0	0.0%	0	0.0%	0	0.0%	0	0.0%	0	0.0%	0	0.0%	5	27.8%	13	72.2%	18	100%
All Others	0	0.0%	0	0.0%	0	0.0%	0	0.0%	0	0.0%	0	0.0%	4	80.0%	1	20.0%	5	100%
TOTAL	0	0.0%	1	1.3%	0	0.0%	0	0.0%	0	0.0%	0	0.0%	31	40.8%	45	59.2%	76	100%
Without Tenure																		
Professors	0	0.0%	0	0.0%	0	0.0%	1	100%	0	0.0%	0	0.0%	0	0.0%	1	100%	1	100%
Associate Prof.	0	0.0%	0	0.0%	0	0.0%	0	0.0%	0	0.0%	0	0.0%	0	0.0%	2	100%	2	100%
Assistant Prof.	0	0.0%	0	0.0%	0	0.0%	0	0.0%	0	0.0%	0	0.0%	8	50.0%	8	50.0%	16	100%
All Others	0	0.0%	0	0.0%	0	0.0%	0	0.0%	0	0.0%	0	0.0%	4	44.4%	5	55.6%	9	100%
TOTAL	0	0.0%	0	0.0%	0	0.0%	1	3.6%	0	0.0%	0	0.0%	12	42.9%	16	57.1%	28	100%
Total																		
Professors	0	0.0%	0	0.0%	0	0.0%	1	3.7%	0	0.0%	0	0.0%	11	40.7%	16	59.3%	27	100%
Associate Prof.	0	0.0%	1	3.4%	0	0.0%	0	0.0%	0	0.0%	0	0.0%	11	37.9%	18	62.1%	29	100%
Assistant Prof.	0	0.0%	0	0.0%	0	0.0%	0	0.0%	0	0.0%	0	0.0%	13	38.2%	21	61.8%	34	100%
All Others	0	0.0%	0	0.0%	0	0.0%	0	0.0%	0	0.0%	0	0.0%	8	57.1%	6	42.9%	14	100%
TOTAL	0	0.0%	1	1.0%	0	0.0%	1	1.0%	0	0.0%	0	0.0%	43	41.3%	61	58.7%	104	100%

2. Percentage of course sections taught by full-time faculty

The data below indicate that 54.1% of course sections for the FY 2006 were taught by full-time faculty.

	# Sec by FT Faculty	# Sec by PT Faculty/Other Faculty	Grand Totals
Fall Semester	601	554	1155
Spring Semester	591	459	1050
Total	1192	1013	2205
Percentage	54.1%	45.9%	100.0%

3. Ratio of full-time to part-time faculty

Full-time		Part-time		Total	
Num	Pct	Num	Pct	Num	Pct
104	23.1%	347	76.9%	451	100.0%

G. Characteristics of trustees or governors: Race/ethnicity and sex

The Ocean County College Board of Trustees is composed of twelve members (with one seat vacant to be filled by the Ocean County Board of Chosen Freeholders), consisting of the County Superintendent of Schools, eight members appointed by the Ocean County Board of Chosen Freeholders, two appointed by the Governor, and a student elected by the student body from its graduating class to serve as a non-voting member.

The Board is currently composed of nine men and three women (including the non-voting student representative). With the exception of Eva J. Smithers, who is an African American woman, all of the members are Caucasian. The names and professions of the members are as follows:

Mr. Carl V. Thulin, Jr., Chair: Retired Photographer/Proprietor, Camera Shop
Mrs. Eva J. Smithers, Vice Chair: Retired Director, Sheltered Care Home
Mr. Jerry J. Dasti, Treasurer: Attorney
Mr. Robert A. Fall: Retired Judge
Dr. Bruce Greenfield: County Superintendent of Schools
Mr. Stephan R. Leone: Attorney
Mr. Harry Jay Levin: Attorney
Mrs. Dolores Lewis: Office Manager
Mrs. Linda L. Novak, Secretary: Retired Educator
Mr. Thomas E. Monahan: Attorney
Mr. Warren H. Wolf: Retired New Jersey Public School Administrator
Mr. Donald F. Burke: Student/Alumni Representative (2006-07)

For more information about OCC Trustees, please visit the following web site:
<http://www.ocean.edu/welcome/about/board1.htm>

H. Profile of Ocean County College: Degrees and certificate programs

The college has been authorized to offer three degrees: the associate in arts (A.A.), the associate in science (A.S.), and the associate in applied science (A.A.S.). Currently available with the A.A. designation are the general studies, liberal arts programs and Digital Mass Media. Currently available with the A.S. designation are the following programs: aviation, biotechnology, business administration, computer science, criminal justice, engineering, environmental science, general studies, human services technician, and teaching assistant/child care. Currently available with the A.A.S. designation are the following programs: administrative office management, allied health, business, civil/construction technology, computer science/information technology, environmental technology, fire science, horticulture and turfgrass technology, interpreter training, nursing, print and broadcast journalism, technical studies, and visual communications technology. In addition, the college offers thirteen Certificate of Proficiency programs. They are in administrative office management, AutoCAD, construction management technology, criminal justice, exercise science, fire science, information technology, interpreter training, paralegal studies, small business management, surgical technology, teaching assistant/child care, and visual communications. See Section IV: Appendices (E) for a complete listing of all degree programs, options, transfer tracks, and certificate programs.

I. Major research and public service activities

As the major focus of their mission, community colleges are committed to teaching and learning. In keeping with this mission, Ocean County College faculty members dedicate their professional time to improving the classroom and laboratory learning experience. College faculty members worked individually and in teams on numerous curricular and instructional development projects. Many inactive or outdated courses were deleted from the curriculum, while numerous revisions were made to existing courses, particularly where the acquisition of computer and laboratory equipment facilitated incorporation of technological applications in the classroom. Along with the development of online courses, over two-dozen new courses were added to the curriculum in response to the developments in the disciplines, community needs, and the addition of new degree programs or options.

Although the faculty do not focus on major research programs, faculty accomplishments include numerous publications and presentations and participation in community organizations.

Acting Dean of **Health, Human Performance, Science and Engineering** Jim Brown serves as Chairperson of the Executive Board of the New Jersey Public Health Association and as a member of the Board of United Methodist Homes of New Jersey. Nursing Professor Mary Lou Gilbert serves as Secretary of the NJ Council of Associate Nursing Degree Programs. Professor Duane Grembowicz serves as Commissioner on the Ocean County Cultural and Heritage Commission and on the Catus Island Advisory Council. Dr. Joe Adamo and Professor Eric Antonelli mentored a student scholar, Eugene F. Garritt, who presented a scientific paper for the science competition at NJIT. This paper won the biology competition. Mr. Paul Butler is a member of the Executive Board of the American Society for Engineering Education. Dr. Marcia Bradley works with the science curriculum in local schools. Professors Dennis Kalichstein and Neil Schiller are part of a research grant concerning hydrogen fuel cells as an alternative energy source.

The **Department of Mathematics** celebrated Math Awareness Month in April with lectures given by Professors Ted Gordon, Kaaren Finberg, William Rickert, and Deborah Maher. Professor Maryann Birdsall continued her affiliation with the Professional Engineering Society of New Jersey and helped coordinate their Math Counts Competition on our campus. She is advisor to the InterVarsity Christian Fellowship Club, served on the Educational Opportunity Fund Advisory Board, participated in the Black History Month Read-A-Thon, and worked with the Suited for Success Program in Lakewood. Professor Kaaren Finberg presided at the keynote address at the NJ Mathematical Association of America fall 2006 meeting, and presided over the student contributed paper session at the Garden State Undergraduate Math Conference at Rowan University. Professor Ted Gordon continued in his role as mentor for several alternate route teachers, and offered several mathematical programs for high school teachers. Professor Henderson served as Chair of the Academic Standards Committee, and continued to serve on the Advisory Board to the Superintendent of Marlton (NJ) Schools. Professor Vicki McMillian was coordinator of the Honors Program and attended the National Collegiate Honors Council conference held in Philadelphia. Professor Michael Pezzimenti chaired the Instruction Committee, and developed several workshops on GEP and HESPA testing for area high school teachers. As advisor to Phi Theta Kappa, Dr. William Rickert, attended the PTK Regional Convention held in Valley Forge, PA. At the national convention in Nashville, the chapter

received the Outstanding Chapter Award, presented to only twenty-five chapters internationally. Professor Yuan Xu served as advisor to the Math Club which achieved 6th place in the American Mathematical Association Two-Year College mathematics competition for the Mid-Atlantic Region.

Dean of **Business, Economics, and Computer Studies** Polk is a member of the Board of Directors of the Toms River/Ocean County Chamber of Commerce and Chairman of the Education Committee. He is also a member of the Georgian Court University Business Administration Advisory Committee. His colleague, Professor Edward Kissling, is a member of the N.J. Bar Association Committee on Paralegals. In the same department, Dr. Virginia Reilly is the state-wide faculty representative to the New Jersey Virtual Community College Consortium. She is a member of the National Council on Economic Education.

The Department of **Social Science, Education and Public Services** had a very successful year. With changing student needs, Joseph Kirchhofer, Coordinator of the Criminal Justice Program, continues to lead the expansion of a full degree program offered through E-Learning. John Horton, Coordinator of Fire Science worked on the completion of the Fire Science Program Review. Professor Richard Strada became the college representative on the Early Learning Council of County College.

Members of the department were very active in their professional role as participants at conferences and presenters at meetings of community organizations. Associate Professor Geraldine Ryder presented on the *Just War* at the meeting of the Independent Order of Odd Fellows. Professor Joan Rykiel was actively completing her book entitled, *In Harms Way, Psychology of War and Terrorism*. Professors Joseph Kirchhofer, Robert Austin and Benny Castillo participated in the American Criminal Justice Association National Conference during March. Professor Austin earned the First Place Award in professional Police Management. In addition to the Conference, Professor Castillo also presented and conducted *Defensive Tactics Awareness* for Lehman Brothers employees in Jersey City and New York City during April and May.

Professor Alfred Atanda continued follow studies of twins when he returned to Ghana for the summer. Professor Lavender presented *Toxic Co-Workers* workshop for Burlington County College in September as part of their professional development day. In November, he traveled to Dublin, Ireland, to present *Workplace Relations*. Professor Alfred Longo continued his professional involvement in the area of scoring School Leaders Licensing Examinations.

Professor Kathleen McCormick spent the year at many workshops including *Trauma and Special Populations* at the Ocean County Mental Health Board, *Counseling: A Cognitive-Behavioral Perspective at the NJ Community College Counselors' Association*, two (2) On-Line Workshops presented by Thompson Higher Education entitled *Emotional Intelligence* and *How Students Learn v. How Teachers Teach* and the *Native American Southwest Anthropology Seminar* from OCC.

Professor Lynn Kenneally utilized a sabbatical to earn a second Master's degree from the University of New England. Professors John Bartlett and Richard Strada delivered presentations on the *Meaning of the U.S. Constitution* as part of the annual Constitution Day celebration conducted by the Public Service Institute of OCC.

Professor Christine Kitchin developed and led the *Native American Southwest Anthropology Seminar* for students, faculty and the community as part of OCC's Life Long Learning program. In addition she presented *The Real Pocahontas and Colonial Politics* as part of Women's History Month at OCC. She also attended the National Collegiate Honor's Council Northeast Regional Conference in Philadelphia and the Annual Mid-Atlantic Archaeology Conference.

Joseph Kirchhofer, Robert Austin and Benny Castillo continued their active roles as advisors to Kappa Xi Sigma the campus chapter of the American Criminal Justice Association, Lamda Alpha Epsilon. Professor Lynn Kenneally and Dr. Alfred Longo inducted another group of education students in our chapter of the Pi Lamda Theta, the national Honor Society for Educators. Professor Castillo continued to advise the student Judo Club under in the Student Activities area.

The Department organized the annual Women's History Month Program which had over twenty presenters from the faculty over the month long celebration from various departments.

In the fall of 2006, the Department of **English and Literature** revived two former courses (British Literature I and British Literature II) and generated three new courses (Jewish and Holocaust Literature, Introduction to Drama, and a course linking Introduction to Literature with Music Appreciation). In October, the department initiated the Writers' Reading Series by inviting to campus the award-winning playwright, Lee Blessing, and the prominent novelist and memoirist, Da Chen. These readings were such a success with students that we've decided to make this series an annual autumnal event. Also in fall, the English Department was honored to have OCC's first Fulbright Scholar, Inez Abou-Youssef, who taught Arabic Literature in Translation for our department. We were also honored to have our first foreign-exchange professor from China, Wei Zhang, who taught developmental English courses for us. These two women enriched the international tenor of our department. In October, six members of our department attended the Two-Year College English Association Conference in Providence, Rhode Island, and also in October, Katja Hawlitschka delivered a paper on women's issues the film *Crash* at the Mid-Atlantic Popular and American Culture Conference in Baltimore. In November, Judith Angona, our English Coordinator, presented a paper on the uses of oral history in composition courses at the College Composition and Communication Conference (the 4C's) in Chicago.

Over the course of the 2006/2007 academic year, Dr. Maysa Hayward published a long article on the Arab novel in a volume of essays put out by SUNY Press, wrote another essay on Style in Translation for a forthcoming *Approaches . . .* text by the Modern Language Association, and contributed a chapter on Arabic Literature to a book published by the University of Edinburgh Press. Also, throughout the year, the English Department book club, headed by Dr. David Bordelon and Dr. Katja Hawlitschka met monthly to discuss books that focused on India. Meanwhile, Professor Jayanti Tamm had her book-length memoir accepted for publication by Random House.

In the spring of 2007, six members of the English Department gave presentations at Read-In Day in February for Black History Month—an event organized by Dr. Joaquin Rolon, Jr. Also, as a new advisor, Dr. Rolon participated in the national Phi Theta Kappa Convention in Nashville, Tennessee. In March, Dr. Katja Hawlitschka, Dr. Rolon, Dr. Hayward, and professors Angona, Botein, and Tamm all gave presentations during the annual Women's History Month, and later in

the spring, several members of the department participated in the Holocaust Memorial Program. Students in the Honors English course in the spring, taught by Professor Angona, worked as tutors with local high school English classes in a program called “The Write Connection”—now in its second year. In April, the department sponsored our seventh annual Poetry Festival featuring poet David Mura of Minneapolis. Organized by Dr. Sandra Brown, this was a particularly successful and rewarding festival. Also in April and May, Dr. Hawlitschka and Dr.

Bordelon finished their editing of *PEN* (our journal of OCC student writing) and sent it off to be printed, Dr. Mary Ellen Carr was awarded a sabbatical to participate in a year-long Mid-Career Fellowship at Princeton University, and the Departmental Search committee completed its work that resulted in hiring three new full-time faculty members in our department: Denise Kron, Dana Lauro, and Heidi Wilkinson.

Dean of **Humanities, Fine Arts, and Media Studies** reports that a new full-time faculty member – Kathleen Basilotto - has been selected for the Interpreter Training Program (ITP). The ITP has now graduated eighty seven individuals, most of them in the Certificate Program and a growing number of them in the new A.A.S. degree program. A graduate of the program – Amy Jones – will graduate, with honors, from Gallaudet University in January. In addition, three recent graduates have taken and passed the written portion of the Registry of Interpreters for the Deaf (RID) National Exam.

Dr. Elizabeth Brierley was nominated for Best Leading Actress for her performance in the Strand Theater’s production of *EPIC PROPORTIONS*. The play was directed by Professor Gary Shaffer. The nomination was for the Perry Award presented by the New Jersey Association of Community Theaters. Dr. Brierley is also an instructor in the Easter Seals’ “Real Life Choice” program. She meets with a challenged adult each week and assists them with life skills and job skills in the hope that they can eventually live in a group home and seek employment. Dr. Ljiljana Milojevic is an active member of the Delaware Valley Medieval Association (DVMA) and participated in organizing its program for 2007-08. She is also conducting “Learn Salsa” classes on campus every Tuesday in the OCC Gym. Dr. Miljevic will chair a panel at the annual International Congress on Medieval Studies to be held in May, 2008 at Western Michigan University. Professor John Morrison was named Best Director for his adaptation of *TOM JONES* and received the Dorset Theater Golden Leaf Award. He also directed *THE GLASS MENAGERIE* which won the Best production Award.

Professor Arthur Waldman directed the two major OCC theater events in 2006-07: *SCAPINO*, based on the Moliere play and *BROOKLYN BOY*, a contemporary examination of father-son relationships. Dr. Martin Novelli, Dean of the department, working with the Film Society of Algonquin Arts in Manasquan presented a three program on the American Musical in Fall, 2006 and a three film program honoring Peter Sellers in Spring, 2007. The department had two retirements in Spring, 2006: Dr. Howard Unger and Dr. Gert Niers.

In addition to their college commitments, Ocean County College faculty serve their state and community in positions such as the following: New Jersey 10th District Assemblyman; Southern Regional District Board of Education member; Vice President of the Eastern Community College Social Science Association; musician for the Monmouth County Symphony Orchestra; New Jersey

State Coordinator of the National Council of Teachers of English (NCTE) Achievement Awards in Writing; Vice Chairperson of the Ocean County Catholics Advisory Board; member of the Board of Directors of the Toms River-Ocean County Chamber of Commerce; Vice Chairperson of the Ocean County Cultural and Heritage Commission; Board Member of Community/Kimball Medical Center; Chair of the New Jersey section of the Mathematics Association of America; Executive Board member for the NJ Faculty Development Network; Board member for the Hispanic Association for Higher Education; Advisory Committee member for the Georgian Court College Business Administration Department; Advisory Board member for the Upper Darby School District; member of the Committee of the Association of Colleges and Research Librarians/NJ Library Association; Advisory Board member to Lakewood Head Start; Chairperson of the Resource Development Committee of Northern Ocean Habitat for Humanity; member of the Nursing Research Committee at Community Medical Center; director of the OCC Center for Economic Education; member of Soroptomist International of Toms River; member of the Ocean County Advisory Committee on the status of women; NJEA Delegate Assembly Representative for Higher Education; representative to Ocean County Council of Education; and Foreign Policy Analyst for WOBM.

Dr. Judith Icklan, Executive Vice President, has initiated a variety of programs to address community needs for high quality, flexible, and responsive educational programs and services. The goal is to promote Ocean County College as the first choice for the education, training, and enrichment of all county residents.

Educational partnerships and programs are under continuous development to establish seamless pathways from secondary education through the baccalaureate degree. Emphasis is placed on strong relationships with all county high schools and the Ocean County Vocational Technical Schools and with four-year colleges and universities. Most noteworthy is the Kean University at Ocean County College partnership, which enables area residents to complete upper division courses required for certain Kean University undergraduate degree programs and specific graduate programs on the campus of OCC. Qualified students are able to complete the entire degree program at OCC. Current programs target high-need, high-demand programs and degrees, such as nursing, elementary and secondary education, special education, criminal justice, history, sociology, English, health and physical education, business management/accounting, and media and film.

Outreach activities to schools and teachers emanate from the Office of School Relations, which provides teacher professional development through workshops and advanced placement institutes. Professionals seeking career change avail themselves of the Alternate Route Teacher Certification Program, done in partnership with New Jersey City University. The Department of Continuing and Professional Education provides a wide variety of employment-related certifications in Allied Health, computer applications, and management fields. Summer activities include camps and enrichment experiences for children. Finally, the Fine Arts Center and the Academy for Lifelong Learning provide cultural or specialized programming for area residents.

The college also provides credit courses to students throughout the county through Off-Campus Programming and its extension site in southern Ocean County. In 2006-2007 a total of 2,983 students were served at 18 active off-site locations throughout the county, continuing to provide

our residents greater access to higher education.. Similarly, a duplicated count indicates that 6,000 residents of southern Ocean County took classes at the Southern Education Center.

Dr. Icklan has initiated OCC to engage in numerous outreach activities to meet the needs of schools, businesses, and various community constituents. Building of the Ocean County Vocational Technical School Academy of Marine and Environmental Science (MATES), a \$12 million facility on the OCC campus in Manahawkin, has been completed and its doors opened in to welcome students right on schedule in September. OCC continues to work with OCVTS/MATES to expand offerings to both MATES and OCC students living in the southern part of the county. MATES students will enter a program that is seamlessly articulated from ninth grade to an OCC associate degree and then to a baccalaureate degree at Richard Stockton College. OCC also continues to offer numerous opportunities for county residents to complete baccalaureate and graduate degrees through partnerships with Kean University, New Jersey City University, and Fairleigh Dickinson University, all of whom offer programs right on the OCC campus. School Relations continued three new institutes, all of which ran with excellent enrollments: Advanced Placement for Teachers, Reading for Elementary Children, and an SAT Review for High School Students. In the non-credit areas, the Department of Continuing and Professional Education administered the Teach Out of the Brick Computer Science Institute and began new initiatives with Community and Kimball Medical Centers and the Ocean County School Nurses Association to meet community needs. The Academy for Lifelong Learning with nearly 1500 members taking credit and non-credit courses offers dynamic programs for the 55 and over population in our area. Geared to enhance members' intellectual, physical and personal well being, the new partnerships with Algonquin Arts and Stafford Township Arts Center will be great cultural additions. Courses are also provided for Lucent Technologies and AT&T CWA workers in NJ, PA, and NYC, through the Alliance for Employee Growth and Development.

J. Major capital projects

New Facilities Master Plan

A new College Facilities Master Plan is under development to meet the rapidly increasing needs of Kean-Ocean partnership, an initiative that allows Ocean County residents to receive baccalaureate degree at Kean University but on OCC campus. A draft of the master plan was available summer 2007, and a final document will be released February 2008.

Fine Arts Building

Groundbreaking ceremony was held on September 24, 2007 for Fine Arts building renovation and expansion project. Construction is scheduled for completion by July 2008.



New Academic Building

A new academic building is in design stage with a goal of going out for bid in winter of 2008. Completion of the project is planned for June 2009 with a start date of fall 2009 for academic classes.

The 31,000 square foot building will contain 14 large hi-tech classrooms, two lap-top classrooms, one desk-top computer laboratory, faculty offices, a deans office with space for clerical support, lounge space and service/mechanical areas.

Ocean Inc. Child Development Center

The Center is scheduled to open in early October 2007. Designed to accommodate 150 all day children with 50 slots allotted for the children of OCC faculty, staff and students, the Center includes eight pre-school classrooms, one toddler classroom, and one infant classroom



Cell Phone Tower

The College solicited bids and awarded a contract for the construction of a 60 foot square compound and a 180 foot wireless communication lattice cell phone tower capable of accommodating the following purposes for the College

- an origination point for a campus wireless network
- a broadcast point for the College radio station
- an emergency broadcast channel for Ocean County
- a laboratory site for the radio broadcast curriculum

J. Philip Citta Community Sailing Center

Largely founded by former Trustee, Joseph A. Citta, the Community Sailing Center will be located in Mill Creak County Park in Berkeley Township, with the construction of a T-dock, a conditioned building and a connected boat storage facility. The project is pending approval, and additional fundraising is anticipated to occur this academic year.

Robert J. Novins Planetarium Renovation

The 40+ years old Planetarium was closed due to the need for equipment upgrades and building maintenance and repair. In the spring 2007, the OCC Trustees authorized Trustee Mr. Steve Leone to lead a financial campaign to raise 1.5 million for the planetarium equipment. In summer 2007, the Ocean County Board of Chosen Freeholders voted to support the renovation of the 40 year old building with a major financial commitment of \$2,000,000.



Detailed plans and specifications will be developed during the fall semester with construction and renovations planned for the spring through summer. A reopening of the planetarium is currently projected for September 2008.

Expansion of Parking Lot #4

The College's existing Master Plan and the new Master Plan both address the need to increase parking for students and staff. With the support of the County Engineering and Road Departments and the generous financial commitment from the Freeholders, the college plans to expand the capacity of Lot #4 spaces to approximately 115.

Renewal and Renovation Projects

Besides new constructions, the College has been conducting renewals and renovations for facilities on and off the main campus. They are

- HPE Center hot water boiler repair
- RIC-WIL heating pipe replacement
- College lake dam repair
- Instructional building criminalistics laboratory
- Library building office conversions

- Administration building HVAC upgrade
- HPE pool chlorination system
- Russell building roof replacement and renovation
- Furniture replacement program

Section III. Other Institutional Information

A. Statement of Ocean County College's Mission

Ocean County College is a publicly supported community college which encourages and promotes academic excellence, career advancement, lifelong learning, and cultural enrichment for people within and beyond the County. Ocean County College, the first county college in New Jersey, dedicates itself to the discovery, preservation, and dissemination of knowledge; the development of student character; and the preparation of its students to thrive in a complex and challenging world. Embracing its role as an educational leader, the college offers comprehensive instructional programs and student support services in a learning-centered environment. Faculty, staff, students, alumni, and community members work together as partners to advance and promote the college as the leading cultural, social, and educational center of the county. Ocean County College welcomes students to this progressive, stimulating, and caring collegiate environment.

B. Statement of Ocean County College's Goals

In fulfilling the mission, Ocean County College enhances its educational and cultural programs with community, national, and international partnerships, current technology, distance learning, and innovative teaching methods to reach an increasingly diverse population. Valuing global awareness and recognizing technological advancements, the college explores and responds to ever-changing community needs. In order to accomplish its mission, the college has established the following goals:

- To provide quality academic, career, and cultural opportunities which will enhance lifelong learning and foster the development of individuality, commitment, conviction, and purpose.
- To provide open admission within the limits of available resources to all who can benefit from a college education and who are committed to academic achievement.
- To provide an array of degree and non-degree educational programs:
- Two-year associate in arts and associate in science degree programs that prepare students to transfer to four-year colleges and universities;
- Two-year associate in applied science degree programs and short-term certificates that prepare students for transfer and/or immediate career employment;
- Special programs and other academically advanced learning opportunities for qualified students;
- Preparatory programs and courses that enhance students' reading, writing, mathematical, and other academic skills;
- Continuing education courses, workshops, seminars, and other services for professional development, advancement, retraining, and personal growth.
- To provide an education that enables students to think critically and independently, communicate effectively, solve problems, appreciate the arts, and value the multicultural nature of our society.
- To foster educational partnerships with community service agencies, business, and government, as well as collaborative programs with other colleges and universities, local schools, and international institutions.

- To evaluate and utilize current technologies which will promote distance learning and enhance all modes of instruction.
- To encourage the senior population and alumni to actively participate in the college community.
- To provide education and training in demand occupations in response to changing labor needs.
- To offer a comprehensive array of services that support the educational, social, emotional, and physical development of each student in an increasingly diverse population.
- To provide library services and resources which facilitate learning and research activities of students, faculty, staff, and community members, within the limits of available resources.
- To recruit and maintain a dedicated faculty and staff committed to academic and intellectual freedom, institutional integrity, ethical values, and high standards of performance.
- To utilize innovative marketing strategies and aggressively pursue traditional and non-traditional sources of funding in order to foster the development of a learning-centered environment.
- To promote ongoing institutional self-study, outcomes assessment, and planning of programs, policies, procedures, and services in order to improve learning, contribute to student achievement, and enhance the college's institutional effectiveness.

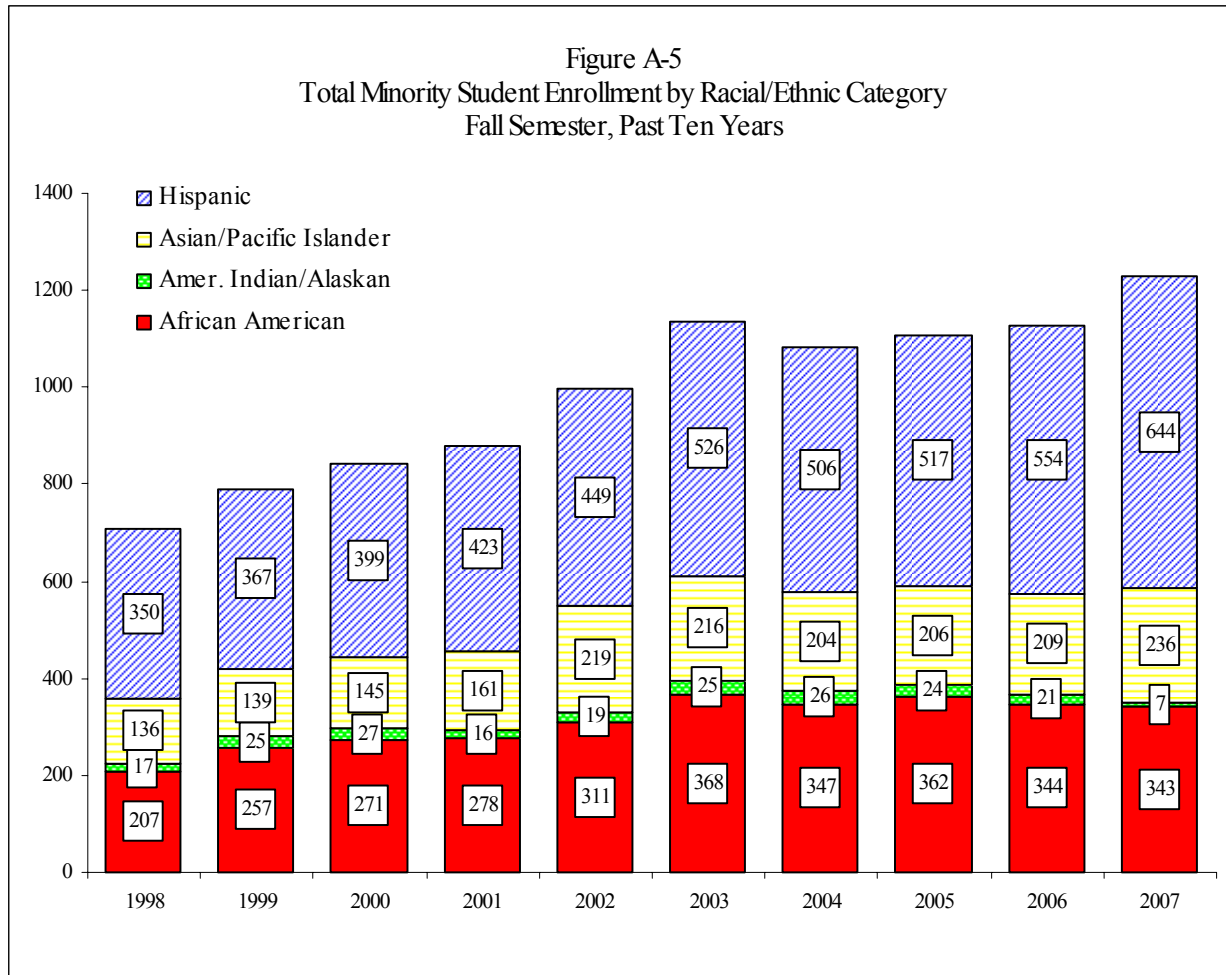
Section IV: Appendices

- A. Total Minority Student Fall Enrollment by Racial/Ethnic Category, Past Ten Years
- B. Number and Percent of Male and Female Students by Full-time/Part-time Status, Fall Semester, Past Ten Years
- C. Full-time and Part-time Average Student Age, Fall Semester, Past Ten Years
- D. Number of Degrees/Certificates Granted by Curriculum, Past Ten Years
- E. Academic Programs

Appendix A Total Minority Student Fall Semester Enrollment by Racial/Ethnic Category, Past Ten Years

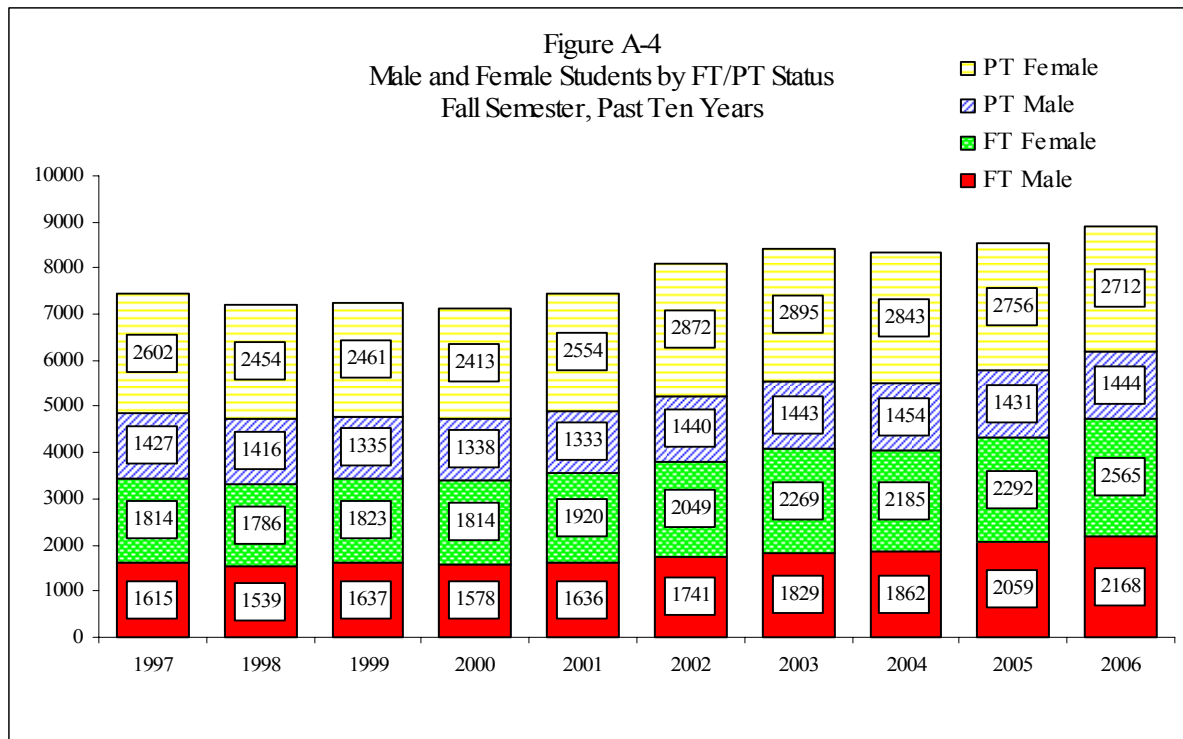
STUDENT TYPE	1998	1999	2000	2001	2002	2003	2004	2005	2006	2007
<u>FULL-TIME</u>										
African American	91 2.7%	121 3.5%	120 3.5%	131 3.7%	145 3.8%	165 4.0%	166 4.1%	176 4.0%	167 3.5%	186 3.6%
American Indian/ Alaskan Native	11 0.3%	12 0.3%	12 0.4%	6 0.2%	11 0.3%	14 0.3%	15 0.4%	12 0.3%	14 0.3%	13 0.3%
Asian/Pacific Islander	62 1.9%	70 2.0%	79 2.3%	88 2.5%	107 2.8%	99 2.4%	88 2.2%	82 1.9%	102 2.2%	120 2.3%
Hispanic	160 4.8%	169 4.9%	185 5.5%	184 5.2%	214 5.6%	241 5.9%	247 6.1%	237 5.4%	294 6.2%	339 6.6%
White	2819 84.8%	2843 82.2%	2783 82.0%	2952 83.0%	3117 82.2%	3412 83.3%	3362 83.1%	3631 83.5%	3881 82.0%	4184 81.7%
Unknown	182 5.5%	245 7.1%	213 6.3%	195 5.5%	196 5.2%	167 4.1%	169 4.2%	213 4.9%	275 5.8%	282 5.5%
TOTAL	3,325	3,460	3,392	3,556	3,790	4,098	4,047	4,351	4,733	5,124
<u>PART-TIME</u>										
African American	116 3.0%	136 3.6%	151 4.0%	147 3.8%	166 3.8%	203 4.7%	181 4.2%	186 4.4%	177 4.3%	157 3.7%
American Indian/ Alaskan Native	6 0.2%	13 0.3%	15 0.4%	10 0.3%	8 0.2%	11 0.3%	11 0.3%	12 0.3%	7 0.2%	7 0.2%
Asian/Pacific Islander	74 1.9%	69 1.8%	66 1.8%	73 1.9%	112 2.6%	117 2.7%	116 2.7%	124 3.0%	107 2.6%	116 2.7%
Hispanic	190 4.9%	198 5.2%	214 5.7%	239 6.1%	235 5.4%	285 6.6%	259 6.0%	280 6.7%	260 6.3%	305 7.2%
White	3331 86.1%	3165 83.4%	3063 81.7%	3179 81.8%	3489 80.9%	3511 80.9%	3473 80.8%	3339 79.7%	3317 79.8%	3378 79.9%
Unknown	153 4.0%	215 5.7%	242 6.5%	239 6.1%	302 7.0%	211 4.9%	257 6.0%	246 5.9%	288 6.9%	264 6.2%
TOTAL	3,870	3,796	3,751	3,887	4,312	4,338	4,297	4,187	4,156	4,227
<u>TOTAL</u>										
African American	207 2.9%	257 3.5%	271 3.8%	278 3.7%	311 3.8%	368 4.4%	347 4.2%	362 4.2%	344 3.9%	343 3.7%
American Indian/ Alaskan Native	17 0.2%	25 0.3%	27 0.4%	16 0.2%	19 0.2%	25 0.3%	26 0.3%	24 0.3%	21 0.2%	20 0.2%
Asian/Pacific Islander	136 1.9%	139 1.9%	145 2.0%	161 2.2%	219 2.7%	216 2.6%	204 2.4%	206 2.4%	209 2.4%	236 2.5%
Hispanic	350 4.9%	367 5.1%	399 5.6%	423 5.7%	449 5.5%	526 6.2%	506 6.1%	517 6.1%	554 6.2%	644 6.9%
White	6150 85.5%	6008 82.8%	5846 81.8%	6131 82.4%	6606 81.5%	6923 82.1%	6835 81.9%	6970 81.6%	7198 81.0%	7562 80.9%
Unknown	335 4.7%	460 6.3%	455 6.4%	434 5.8%	498 6.1%	378 4.5%	426 5.1%	459 5.4%	563 6.3%	546 5.8%
TOTAL	7,195	7,256	7,143	7,443	8,102	8,436	8,344	8,538	8,889	9,351

Appendix A Continued



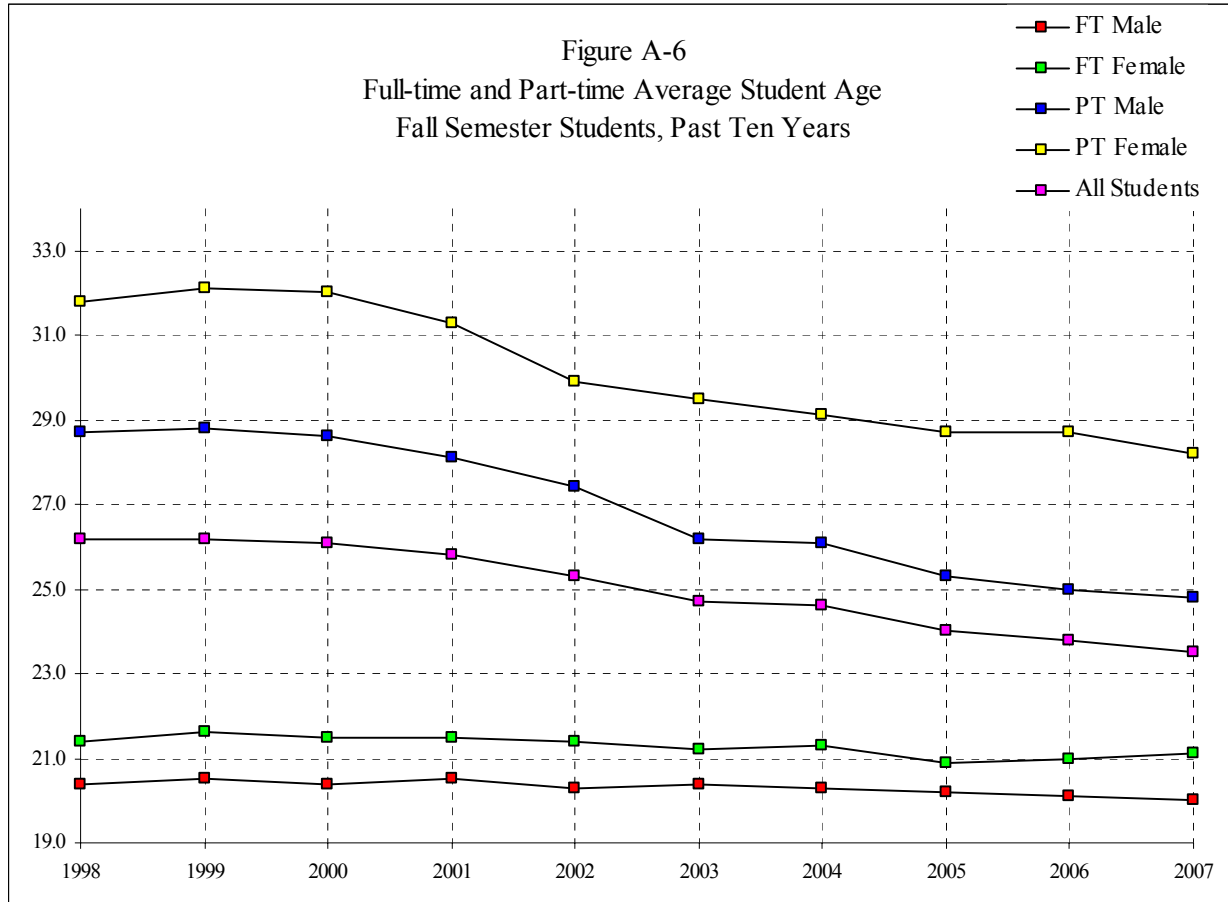
Appendix B Number and Percent of Male and Female Students by Full-time/Part-time Status, Fall Semester, Past Ten Years

STUDENT TYPE	1997	1998	1999	2000	2001	2002	2003	2004	2005	2006
<u>FULL-TIME</u>										
Male	1615	1539	1637	1578	1636	1741	1829	1862	2059	2168
	47.1%	46.3%	47.3%	46.5%	46.0%	45.9%	44.6%	46.0%	47.3%	45.8%
Female	1814	1786	1823	1814	1920	2049	2269	2185	2292	2565
	52.9%	53.7%	52.7%	53.5%	54.0%	54.1%	55.4%	54.0%	52.7%	54.2%
TOTAL	3429	3325	3460	3392	3556	3790	4098	4047	4351	4733
<u>PART-TIME</u>										
Male	1427	1416	1335	1338	1333	1440	1443	1454	1431	1444
	35.4%	36.6%	35.2%	35.7%	34.3%	33.4%	33.3%	33.8%	34.2%	34.7%
Female	2602	2454	2461	2413	2554	2872	2895	2843	2756	2712
	64.6%	63.4%	64.8%	64.3%	65.7%	66.6%	66.7%	66.2%	65.8%	65.3%
TOTAL	4029	3870	3796	3751	3887	4312	4338	4297	4187	4156
<u>TOTAL STUDENTS</u>										
Male	3042	2955	2972	2916	2969	3181	3272	3316	3490	3612
	40.8%	41.1%	41.0%	40.8%	39.9%	39.3%	38.8%	39.7%	40.9%	40.6%
Female	4416	4240	4284	4227	4474	4921	5164	5028	5048	5277
	59.2%	58.9%	59.0%	59.2%	60.1%	60.7%	61.2%	60.3%	59.1%	59.4%
TOTAL	7458	7195	7256	7143	7443	8102	8436	8344	8538	8889



Appendix C Full-time and Part-time Average Student Age Fall Semester, Past Ten Years

STUDENT TYPE	1998	1999	2000	2001	2002	2003	2004	2005	2006	2007
<u>FULL-TIME</u>										
Male	20.4	20.5	20.4	20.5	20.3	20.4	20.3	20.2	20.1	20.0
Female	21.4	21.6	21.5	21.5	21.4	21.2	21.3	20.9	21.0	21.1
Total Full-time	20.9	21.1	21.0	21.0	20.9	20.9	20.9	20.6	20.6	20.6
<u>PART-TIME</u>										
Male	28.7	28.8	28.6	28.1	27.4	26.2	26.1	25.3	25.0	24.8
Female	31.8	32.1	32.0	31.3	29.9	29.5	29.1	28.7	28.7	28.2
Total Part-time	30.7	30.9	30.8	30.2	29.1	28.4	28.1	27.5	27.4	27.0
<u>ALL STUDENTS</u>										
Male	24.3	24.2	24.1	23.9	23.5	23.0	22.9	22.3	22.0	21.9
Female	27.6	27.6	27.5	27.1	26.4	25.8	25.7	25.2	24.9	24.7
Total All Students	26.2	26.2	26.1	25.8	25.3	24.7	24.6	24.0	23.8	23.5
<u>Youngest Student</u>										
	15	12	15	14	14	15	15	15	15	15
<u>Oldest Student</u>										
	82	81	81	81	81	81	81	81	81	81



Appendix D Numbers of Degrees/Certificates Granted by Curriculum, Past Ten Years

MAJOR PROGRAM	Start Date	End Date	Colleague Code	CIP CODE	1997	1998	1999	2000	2001	2002	2003	2004	2005	2006
ASSOCIATE IN ARTS (AA)														
General Studies*	09/01/98	Active	AA.GE	240102	0	0	0	0	0	0	0	0	0	0
<i>Options in</i>														
Health and Physical Education	09/01/98	Active	AA.GE.HPE	240102	4	3	2	0	1	1	1	3	7	3
Humanities	09/01/98	Active	AA.GE.HUM	240102	12	16	10	16	11	27	23	23	28	26
Mathematics	09/01/98	Active	AA.GE.MATH	240102	1	3	1	1	2	10	0	6	5	6
Science	09/01/98	Active	AA.GE.SCI	240102	6	6	13	5	14	15	12	15	9	15
Social Sciences	09/01/98	Active	AA.GE.SS	240102	43	42	47	36	69	89	68	102	115	109
Liberal Arts*	09/01/98	Active	AA.LA	240101	347	357	313	268	200	215	181	207	185	204
<i>Option in</i>														
Honors	09/01/98	Active	AA.LA.HON	240101	6	4	3	8	4	7	10	11	1	7
AA SUB-TOTAL					419	431	389	334	301	364	295	367	350	370
ASSOCIATE IN SCIENCE (AS)														
Biotechnology	02/23/04	Active	AS.BT	410101	0	0	0	0	0	0	0	0	0	0
Business Administration	09/01/85	Active	AS.BA	520201	125	109	106	117	93	115	102	103	99	113
<i>Option in</i>														
Economics	05/03/04	Active	AS.BA.ECON	520201	0	0	0	0	0	0	0	0	0	0
Computer Science	09/01/85	Active	AS.CS	110101	10	8	3	5	0	12	5	3	8	4
<i>Option in</i>														
Game Development and Design	05/03/04	Active	AS.CS.GDD	110101	0	0	0	0	0	0	0	0	0	0
Information Systems	05/03/04	Active	AS.CS.IS	110101	0	0	0	0	0	0	0	0	0	0
Information Technology	05/03/04	Active	AS.CS.IT	110101	0	0	0	0	0	0	0	0	0	0
Criminal Justice	09/01/80	Active	AS.CJ	430107	59	46	40	31	36	43	52	45	40	51
Engineering	09/01/86	Active	AS.ENGR	140101	10	10	7	5	7	5	4	3	4	5
<i>Concentrations in</i>														
Civil Engineering	09/01/92	Active	AS.ENGR..CIV	140101	0	0	0	0	1	0	0	0	0	0
Computer Engineering	09/01/92	Active	AS.ENGR..COMP	140101	0	0	0	0	1	0	0	1	0	1
Electrical Engineering	09/01/92	Active	AS.ENGR..ELEC	140101	0	0	0	0	0	0	0	2	0	0
Environmental Science	05/22/00	Active	AS.ES	030104	0	0	0	0	0	0	0	0	1	0
<i>Option in</i>														
Environmental Policy	05/22/00	Active	AS.ES.EP	030104	0	0	0	0	0	0	0	0	0	0
General Studies*	09/01/74	Active	AS.GE	240102	0	0	0	0	0	0	0	0	0	0
<i>Options in</i>														
Business	09/01/74	Active	AS.GE.BUS.	240102	45	46	44	38	32	43	35	38	52	54
Civil/Construction Engineering Tech.	09/01/74	Active	AS.GE.CET	240102	2	0	1	0	1	1	2	0	2	0
Computer Science	09/01/74	Active	AS.GE.CS	240102	12	11	15	22	11	21	7	11	5	9
<i>Concentration in</i>														
Computer Science	09/01/74	Active	AS.GE.CS.CSTT	240102	0	0	0	2	0	0	0	3	3	1
Computer Systems Engineering	09/01/98	08/31/99	AS.GE.CSET	240102	0	0	0	0	0	0	0	0	0	0
Electronic Engineering Technology	09/01/74	08/31/98	AS.GE.EET	240102	0	0	0	1	2	0	1	0	0	0
Health and Physical Education	09/01/74	Active	AS.GE.HPE	240102	2	3	3	0	3	1	6	4	5	2
Humanities	09/01/74	Active	AS.GE.HUM	240102	5	5	9	11	9	12	9	15	10	15
Mathematics	09/01/74	Active	AS.GE.MATH	240102	2	3	4	2	4	2	6	4	4	7
Science	09/01/74	Active	AS.GE.SCI	240102	16	18	19	18	21	15	18	24	29	20
Social Science	09/01/74	Active	AS.GE.SS	240102	40	59	50	58	63	84	82	70	76	65
Human Services Technician	09/01/96	Active	AS.HST	440701	16	15	10	9	5	12	6	12	4	5
<i>Option in</i>														
Gerontology	09/01/96	Active	AS.HST.GER	440701	5	1	0	4	2	0	2	2	1	1
Teaching Assistant/Child Care	09/01/98	Active	AS.TACC	190708	0	0	2	1	2	1	6	1	0	1
AS SUB-TOTAL					349	334	313	324	293	367	343	341	343	354
TOTAL TRANSFER					768	765	702	658	594	731	638	708	693	724

* Gen. Ed. Requirements changed starting 9/1/98.
Original majors began 9/1/70.



Appendix D Continued

MAJOR PROGRAM	Start	End	Colleague	CIP	1997	1998	1999	2000	2001	2002	2003	2004	2005	2006
	Date	Date	Code	CODE										
ASSOCIATE IN APPLIED SCIENCE (AAS)														
Administrative Office Management	05/26/98	Active	AAS.AOM	520401	0	0	8	9	10	10	8	8	4	13
Allied Health	05/26/98	Active	AAS.AH	510899	0	0	0	1	0	0	1	0	1	0
<i>Option in</i>														
Surgical Technology	04/23/01	Active	AS.AH.SURG	510899	0	0	0	0	0	0	2	0	0	0
Business														
<i>Options in</i>														
Accounting	09/14/66	Active	AAS.BUS.ACCT	520101	11	2	4	4	2	5	2	1	4	2
Banking-Finance	09/01/75	Active	AAS.BUS.BANK	520101	2	0	1	3	0	1	0	1	1	2
Insurance	04/24/00	02/24/03	AAS.BUS.INSU	520101	0	0	0	0	0	0	0	0	0	0
Legal Assistant	09/01/91	12/03/03	AAS.BUS.LEGA	520101	18	12	14	10	10	7	3	0	0	0
Management	09/01/90	Active	AAS.BUS.MGMT	520101	3	2	2	1	4	2	5	1	2	1
Marketing	09/01/70	Active	AAS.BUS.MKT	520101	3	1	0	2	1	1	1	1	1	2
Marketing/Public Relations	09/01/98	Active	AAS.BUS.MPR	520101	0	0	0	0	0	0	0	0	0	1
Paralegal Studies	12/03/03	Active	AAS.BUS.LEGA	520101	0	0	0	0	0	0	0	9	15	9
Real Estate	09/01/91	08/31/96	AAS.BUS.RE	520101	0	0	0	0	0	0	0	0	0	0
Civil/Construction Technology														
<i>Options in</i>														
Building Construction Tech. - Transfer	09/01/79	Active	AAS.CCET.BCTT	150201	11	3	3	7	1	5	0	0	4	1
Building Construction Tech. - Career	09/01/79	Active	AAS.CCET.BCTC	150201	0	1	1	0	1	1	2	0	4	0
<i>Concentrations in</i>														
Constructing & Contracting Tech.	09/01/92	08/31/98	AAS.CCET..CCT	150201	0	0	0	0	0	0	0	0	0	3
Surveying Technology	09/01/92	Active	AAS.CCET.BCTT.SUR	150201	0	0	0	0	0	0	0	1	0	0
Computer Science														
<i>Options in</i>														
Networking Support Specialist	04/26/99	05/03/04	AAS.CS.NSS	110101	0	0	0	0	1	2	0	1	3	0
Web Support Specialist	04/29/02	05/03/04	AAS.CS.WSS	110101	0	0	0	0	0	0	0	0	0	0
Computer Science/Information Tech.														
<i>Options in</i>														
Networking Support Specialist	05/04/04	Active	AAS.CS.NSS	110101	0	0	0	0	1	2	0	0	0	2
Web Support Specialist	05/04/04	Active	AAS.CS.WSS	110101	0	0	0	0	0	0	0	0	0	0
Computer Systems Engineering Tech.														
<i>Options in</i>														
Networking Support Specialist	09/01/98	08/31/99	AAS.CSET	150303	0	0	1	0	1	2	0	0	0	0
Electronic Engineering Technology														
<i>Options in</i>														
Avionics	09/01/96	08/31/98	AAS.EET.AVI	150303	0	0	0	0	0	0	0	0	0	0
Telecommunications Technology	09/01/96	08/31/98	AAS.EET.TELE	150303	0	0	0	1	0	0	0	0	0	0
<i>Concentrations in</i>														
Computer Engineering Tech.	09/01/96	08/31/98	AAS.EET..COET	150303	0	0	0	0	1	0	0	0	0	0
Electrical Engineering Tech.	09/01/96	08/31/98	AAS.EET.ELET	150303	0	1	0	0	1	0	0	0	0	0
Manufacturing Engineering Tech.	09/01/96	08/31/98	AAS.EET.MET	150303	0	1	0	0	0	0	0	0	0	0
Environmental Technology														
<i>Options in</i>														
Fire Science	09/01/79	Active	AAS.FS	430201	8	2	3	1	5	2	3	0	0	0
Histotechnician														
<i>Options in</i>														
Horticulture & Turfgrass Tech.	04/19/04	Active	AAS.HTT	10601	0	0	0	0	0	0	0	0	0	0
Medical Laboratory Technician														
<i>Options in</i>														
Nursing	09/14/66	Active	AAS.NURS	511601	93	62	64	67	88	75	67	99	117	99
Office Systems Technology														
<i>Options in</i>														
Print & Broadcast Journalism	09/01/78	Active	AAS.PBJ	90401	3	2	1	3	1	0	3	2	3	2
Visual Communications Technology														
<i>Options in</i>														
Computer Graphics	09/01/94	Active	AAS.VCT.CG	109999	0	0	0	1	7	8	10	9	10	3
Electronic Media Technology	09/01/96	Active	AAS.VCT.EMT	109999	0	0	0	2	4	1	1	0	0	1
Photography	09/01/85	Active	AAS.VCT.PHOT	109999	0	1	0	0	0	6	4	4	5	4
AAS SUB-TOTAL					178	114	126	145	164	148	123	151	184	150
TOTAL ALL DEGREE PROGRAMS					946	879	828	803	758	879	761	859	877	874



Appendix D Continued

MAJOR PROGRAM	Start	End	Colleague	CIP	1997	1998	1999	2000	2001	2002	2003	2004	2005	2006
	Date	Date	Code	CODE										
CERTIFICATE OF PROFICIENCY PROGRAMS														
Accounting	09/01/82	Active	CT.AACT	520301	3	2	7	5	1	12	0	0	0	3
Administrative Office Mgmt./WP	05/26/98	Active	CT.AOMW	520401	0	0	0	1	8	6	2	2	1	2
AutoCAD	05/29/01	Active	CT.ACAD	151302	0	0	0	0	0	0	0	0	0	1
Building Construction Technology	09/01/76	04/26/99	CT.BCT	151001	0	0	0	0	0	0	0	0	0	0
Computer Information Systems	09/01/89	Active	CT.CIS	110401	0	0	0	0	0	1	2	0	0	0
Computer Science	09/01/89	Active	CT.CS	110201	0	1	0	1	1	0	2	0	0	0
Computer Systems Testing & Servicing	09/01/91	08/31/98	CT.CSTS	150402	0	0	0	0	0	0	0	0	0	0
Construction Management Technology	04/26/99	Active	CT.CMT	151001	0	0	0	0	0	0	1	0	0	0
Criminal Justice	09/01/87	Active	CT.CJ	430107	0	1	0	0	1	2	0	1	0	1
Electrology	05/26/98	Active	CT.ELEC	120404	0	0	1	2	3	3	0	0	0	0
Exercise Science	06/26/99	Active	CT.EXER	120404	0	0	0	0	0	0	2	2	0	0
Fashion Merchandising	09/01/83	08/31/94	CT.FASH	80102	0	0	0	0	0	0	0	0	0	0
Fire Science	09/01/79	Active	CT.FS	430201	1	0	0	1	0	0	0	0	0	0
Food Service Management	09/01/80	08/31/93	CT.FSM	200401	0	0	0	0	0	0	0	0	0	0
Hospitality/Food Service	04/26/99	Active	CT.HFS	200401	0	0	0	0	0	0	0	0	0	0
Interpreter Training	04/29/02	Active	CT.IT	161603	0	0	0	0	0	0	0	0	38	33
Legal Assistant	09/01/80	Active	CT.LEGA	220103	13	15	16	9	5	8	7	8	12	9
Networking Support Specialist	04/26/99	Active	CT.NSS	110901	0	0	0	0	0	0	0	1	0	0
Paralegal Studies	12/03/03	Active	CT.LEGA	220302	0	0	0	0	0	0	0	0	0	0
Real Estate	09/01/76	Active	CT.RE	521501	0	0	0	0	0	0	0	0	0	0
Retailing	09/01/94	Active	CT.RET	521803	0	0	0	0	0	0	0	0	1	0
Small Business Management	02/26/01	Active	CT.SBM	520701	0	0	0	0	0	0	0	2	1	1
Surgical Technology	05/29/01	Active	CT.ST	510909	0	0	0	0	0	0	0	0	0	0
Teaching Assistant/Child Care	09/01/98	Active	CT.TACC	500402	0	0	0	0	0	0	1	0	0	1
Visual Communications	09/01/98	Active	CT.VC	500402	0	0	0	0	0	0	0	0	0	1
Web Support Specialist	04/29/02	Active	CT.WSS	110801	0	0	0	0	0	0	0	0	0	0
Word Processing	09/01/83	05/26/98	CT.WP	520401	6	4	5	0	0	0	0	0	0	0
TOTAL					23	23	29	19	19	32	17	16	53	52
CERTIFICATE OF COMPLETION PROGRAMS														
AutoCAD	05/29/01	Active	CC.ACAD	151302	0	0	0	0	0	0	3	2	0	2
Business Studies	06/26/00	Active	CC.BS	520201	0	0	0	0	0	0	0	0	3	2
Computer Graphics	09/01/98	Active	CC.CG	500499	0	0	0	0	0	2	1	1	1	1
Computer Information	09/01/94	Active	CC.CI	110401	0	0	0	0	0	3	3	0	0	0
Gerontology	09/01/91	Active	CC.GERO	440701	0	0	0	0	0	5	2	1	1	3
Group Teacher	09/01/94	Active	CC.GT	131501	0	0	0	0	0	2	3	3	1	3
Information Technology	05/03/04	Active	CC.INFO	110301	0	0	0	0	0	0	0	0	1	0
Legal Secretary	06/26/00	Active	CC.LS	520402	0	0	0	0	0	0	0	0	1	3
Networking Support Specialist	04/26/99	Active	CC.NSS	110901	0	0	0	0	0	0	0	1	0	0
Nurse Paralegal	04/26/03	Active	CC.NP	229999	0	0	0	0	0	0	0	0	0	0
Teacher Aide	09/01/91	Active	CC.TA	131501	0	0	0	0	0	5	3	8	5	7
Web Support Specialist	04/29/02	Active	CC.WSS	100801	0	0	0	0	0	0	0	0	0	0
TOTAL					0	0	0	0	0	17	15	16	13	21
GRAND TOTAL ALL DEGREE AND CERTIFICATE PROGRAMS					969	902	857	822	777	928	793	891	943	947

Note: The total number of degrees awarded is counted on a fiscal year basis from July 1 through June 30. Students completing degree requirements in August are considered graduates as of August, however are counted in the fiscal year total. Students completing degree requirements in December are considered part of the May graduating class and are also counted in the fiscal year total.

Appendix E Ocean County College Academic Program Codes

Award and Academic Program Title	Colleague		Poise Codes		CIP Code	Start Date	End Date	Catalog Year	
	Academic Program Code	Major	Sub	Major				Sub	First
ASSOCIATE IN ARTS DEGREE (A.A.)									
Business Administration	AA.BA	03			060401	09/14/66	08/31/85	1966	1984
Business Education									
<i>Options in</i>									
Accounting and General Business	AA.BE.ACCT	04			131303	09/01/69	08/31/85	1969	1984
Secretarial and General Business	AA.BE.SECY	05			131303	09/01/69	08/31/85	1969	1984
Computer Science	AA.CS	10			110101	09/01/69	08/31/85	1969	1984
Digital Mass Media									
<i>Options in</i>									
Broadcasting Production	AA.DMM.BP				090402	03/20/06	Active	2006	
Journalism	AA.DMM.JOUR				090402	03/20/06	Active	2006	
Engineering	AA.ENGR	15			140101	09/14/66	08/31/86	1966	1985
General Studies	AA.GE	24			240102	09/01/98	Active	1998	
<i>Options in</i>									
Health & Physical Education	AA.GE.HPE	24	K5		240102	09/01/98	Active	1998	
Humanities	AA.GE.HUM	24	K1		240102	09/01/98	Active	1998	
Mathematics	AA.GE.MATH	24	K3		240102	09/01/98	Active	1998	
Science	AA.GE.SCI	24	K4		240102	09/01/98	Active	1998	
Social Science	AA.GE.SS	24	K2		240102	09/01/98	Active	1998	
General Education	AA.GE	25			240102	09/01/70	08/31/98	1970	1997
<i>Options in</i>									
Health & Physical Education	AA.GE.HPE	25	D5		240102	09/01/70	08/31/98	1970	1997
Humanities	AA.GE.HUM	25	D1		240102	09/01/70	08/31/98	1970	1997
Mathematics	AA.GE.MATH	25	D3		240102	09/01/70	08/31/98	1970	1997
Science	AA.GE.SCI	25	D4		240102	09/01/70	08/31/98	1970	1997
Social Science	AA.GE.SS	25	D2		240102	09/01/70	08/31/98	1970	1997
Liberal Arts	AA.LA	34			240101	09/01/98	Active	1998	
<i>Option in</i>									
Honors	AA.LA.HON	34	J1		240101	09/01/98	Active	1998	
Liberal Arts	AA.LA	38			240101	09/14/66	08/31/98	1966	1997
<i>Option in</i>									
Honors	AA.LA.HON	40			240101	09/01/76	08/31/98	1976	1997
<i>Concentrations in</i>									
American Studies	AA.LA..AMER	none			240101	09/01/98	Active	1998	
Elementary Education	AA.LA..ELEM	35			240101	09/01/69	Active	1969	
Elementary Education - Kean Univ.	AA.LA..KEED	none			240101	11/21/06	Active	2006	
Elem. Ed., Tchr. Disability Ed. - Kean Univ.	AA.LA..KEDE	none			240101	12/19/06	Active	2006	
English	AA.LA..ENGL	36			240101	09/01/69	Active	1969	
English - Kean Univ.	AA.LA..KENG	none			240101	11/21/06	Active	2006	
Exercise Science/Sports Medicine	AA.LA..EXER	none			240101	06/26/99	Active	1999	
Film & Media Studies - Kean Univ.	AA.LA..KFMS	none			240101	12/19/06	Active	2006	
Film Studies	AA.LA..FILM	none			240101	09/01/98	Active	1998	
Fine Arts	AA.LA..FA	37			240101	09/01/69	Active	1969	
Health & Human Performance Teacher	AA.LA..HHPT	none			240101	11/05/02	Active	2002	
History	AA.LA..HIST	39			240101	09/14/66	Active	1966	
History - Kean Univ.	AA.LA..KHIS	none			240101	11/21/06	Active	2006	
Industrial Arts	AA.LA..IA	40			240101	09/01/69	08/31/73	1969	1972
Mathematics	AA.LA..MATH	41			240101	09/01/69	Active	1969	
Modern Language	AA.LA..LANG	46			240101	09/01/80	Active	1980	
Music Education	AA.LA..MU	42			240101	09/01/69	Active	1969	
Music Education - Piano	AA.LA..PIAN	none			240101	09/01/75	Active	1975	
Music Education - Vocal	AA.LA..VOCA	none			240101	09/01/75	Active	1975	
Phys Ed K12 Teaching - Kean Univ.	AA.LA..KHPE	none			240101	11/21/06	Active	2006	
Political Science	AA.LA..PS	47			240101	09/01/81	Active	1981	
Print & Broadcast Journalism	AA.LA..PBJ	none			240101	09/01/00	Active	2000	
Psychology	AA.LA..PSYC	48			240101	09/01/81	Active	1981	
Science	AA.LA..SCI	43			240101	09/01/69	Active	1969	
Biology	AA.LA..BIOL	none			240101	09/01/86	Active	1986	
Chemistry	AA.LA..CHEM	none			240101	09/01/86	Active	1986	
Physics	AA.LA..PHYS	none			240101	09/01/86	Active	1986	
Pre-environmental Science and Forestry	AA.LA..ESF	none			240101	09/01/86	Active	1986	
Pre-chiropractic	AA.LA..CHIR	none			240101	09/01/90	Active	1990	
Social Studies	AA.LA..SS	49			240101	09/01/69	Active	1969	
Sociology	AA.LA..SOC	44			240101	09/01/81	Active	1981	
Sociology - Kean Univ.	AA.LA..KSOC	none			240101	11/21/06	Active	2006	
Speech and Theatre	AA.LA..ST	45			240101	09/01/70	Active	1970	
Therapeutic Recreation - Kean Univ.	AA.LA..KREC	none			240101	11/21/06	Active	2006	
Wellness and Health Promotion	AA.LA..WHP	none			240101	11/05/02	Active	2002	
Women's Studies	AA.LA..WS	none			240101	09/01/94	Active	1994	

Appendix E Continued

ASSOCIATE IN SCIENCE DEGREE (A.S.)								
Aviation	AS.AVIA	none		490102	12/13/04	Active	2004	
Biotechnology	AS.BT	none		410101	02/23/04	Active	2003	
Business Administration	AS.BA	55		520201	09/01/85	Active	1985	
<i>Option in</i>								
Economics	AS.BA.ECON	none		520201	05/03/04	Active	2003	
Community Services Technician	AS.CST	53		440701	09/01/73	08/31/96	1973	1995
<i>Option in</i>								
Gerontology	AS.CST.GER	52		440701	09/01/82	08/31/96	1982	1995
Computer Science	AS.CS	56		110101	09/01/85	Active	1985	
<i>Options in</i>								
Game Development and Design	AS.CS.GDD	none		110101	05/03/04	Active	2003	
Information Systems	AS.CS.IS	none		110101	05/03/04	Active	2003	
Information Technology	AS.CS.IT	none		110101	05/03/04	Active	2003	
Criminal Justice	AS.CJ	50		430107	09/01/80	Active	1980	
<i>Concentrations in</i>								
Criminal Justice - Kean Univ.	AS.CJ..KCJ	none		430107	11/21/06	Active	2006	
Engineering	AS.ENGR	57		140101	09/01/86	Active	1986	
<i>Concentrations in</i>								
Civil Engineering*	AS.ENGR..CIV	57	C3	140101	09/01/92	Active	1992	
Computer Engineering*	AS.ENGR..COMP	57	C2	140101	09/01/92	Active	1992	
Electrical Engineering*	AS.ENGR..ELEC	57	C1	140101	09/01/92	Active	1992	
Environmental Science	AS.ES	none		030104	05/22/00	Active	2000	
<i>Option in</i>								
Environmental Policy	AS.ES.EP	none		030104	05/22/00	Active	2000	
General Studies	AS.GE	54		240102	09/01/74	Active	1974	
<i>Options in</i>								
Business	AS.GE.BUS	54	E7	240102	09/01/74	Active	1974	
<i>Concentration in</i>								
Business Administration*	AS.GE.BUS.BATT	55	F1	240102	09/01/94	Active	1994	
Civil/Construction Engineering Technology	AS.GE.CET	54	E8	240102	09/01/74	01/24/05	1974	2004
Civil/Construction Technology	AS.GE.CCT	54	E8	240102	01/24/05	Active	2004	
Accounting - Kean Univ.	AS.GE..KACC	none		240101	12/19/06	Active	2006	
Computer Science	AS.GE.CS	54	E6	240102	09/01/74	Active	1974	
<i>Concentration in</i>								
Computer Science*	AS.GE.CS.CSTT	54	E0	240102	09/01/92	Active	1992	
Computer Systems Engineering Technology	AS.GE.CSET	54	EA	240102	09/01/98	08/31/99	1998	1998
Developmental Studies**	AS.GE.DS	none		240102	07/23/03	Active	2003	
Electronic Engineering Technology	AS.GE.EET	none		240102	09/01/74	08/31/98	1974	1998
Health & Physical Education	AS.GE.HPE	54	E5	240102	09/01/74	Active	1974	
Humanities	AS.GE.HUM	54	E1	240102	09/01/74	Active	1974	
Management Science - Kean Univ.	AS.GE..KMS	none		240101	12/19/06	Active	2006	
Mathematics	AS.GE.MATH	54	E3	240102	09/01/74	Active	1974	
Non-degree (Undeclared)**	AS.GE.ND	none		240102	07/23/03	Active	2003	
Pre-Histologic Technician**	AS.GE.PHT	none		240102	07/23/03	Active	2003	
Pre-Medical Laboratory Technician**	AS.GE.PMLT	none		240102	07/23/03	Active	2003	
Pre-Nursing-Career Mobility**	AS.GE.PNCM	none		240102	07/23/03	Active	2003	
Pre-Nursing**	AS.GE.PNUR	none		240102	07/23/03	Active	2003	
Science	AS.GE.SCI	54	E4	240102	09/01/74	Active	1974	
Social Sciences	AS.GE.SS	54	E2	240102	09/01/74	Active	1974	
Human Services Technician	AS.HST	53		440701	09/01/96	Active	1996	
<i>Option in</i>								
Gerontology	AS.HST.GER	52		440701	09/01/96	Active	1996	
Law Enforcement	AS.LAW	50		430401	09/01/70	08/31/80	1970	1979
Teacher Aide	AS.TA	51		200201	09/01/72	08/31/77	1972	1976
Teaching Assistant/Child Care	AS.TACC	58		190708	09/01/98	Active	1998	
Visual Communications Technology	AS.VCT	52		109999	09/01/72	08/31/77	1972	1976
* These are Joint Admissions Programs with NJIT, students should consult with department faculty.								
** These are non-degree programs. Students must change to another degree program in order to graduate.								



Appendix E Continued

ASSOCIATE IN APPLIED SCIENCE DEGREE (A.A.S.)									
Administrative Office Management	AAS.AOM	61		520401	05/26/98	Active	1998		
Allied Health	AAS.AH	90		510899	05/26/98	Active	1998		
<i>Option in</i>									
Surgical Technology	AAS.AH.SURG			510899	04/23/01	02/28/05	2001	2004	
Business									
<i>Options in</i>									
Accounting	AAS.BUS.ACCT	66		520101	09/14/66	Active	1966		
Administration	AAS.BUS.ADMIN	65		520101	09/14/66	08/31/90	1966	1989	
Banking/Financial Services	AAS.BUS.BANK	69		520101	09/01/75	Active	1975		
Executive Secretary	AAS.BUS.SECY	67		520101	09/14/66	08/31/80	1966	1979	
Executive Secretary/Word Processing Specialist	AAS.BUS.WPS	67		520101	09/01/80	08/31/87	1980	1986	
Foods Management	AAS.BUS.FOOD	R		520101	09/01/68	08/31/70	1968	1969	
Food Industry Management	AAS.BUS.FIM	79		520101	09/01/98	11/20/00	1998	2000	
Insurance	AAS.BUS.INSU	none		520101	04/24/00	02/24/03	2000	2002	
Legal Assistant	AAS.BUS.LEGA	63		520101	09/01/91	12/03/03	1991	2003	
Paralegal Studies	AAS.BUS.LEGA	none		520101	12/03/03	Active	2003		
Management	AAS.BUS.MGMT	65		520101	09/01/90	Active	1990		
Marketing	AAS.BUS.MKT	68		520101	09/01/70	Active	1970		
Marketing/Public Relations	AAS.BUS.MPR	62		520101	09/01/98	Active	1998		
Office Systems Technology	AAS.BUS.OST	67		520101	09/01/87	08/31/92	1987	1991	
Real Estate	AAS.BUS.RE	64		520101	09/01/91	08/31/96	1991	1995	
Civil and Mechanical Technology	AAS.CAMT	H		150201	09/14/66	08/31/68	1966	1967	
<i>Options in</i>									
Civil Technology	AAS.CAMT.CIV	none		150201	09/14/66	08/31/68	1966	1967	
Mechanical Technology	AAS.CAMT.MECH	none		150201	09/14/66	08/31/68	1966	1967	
Civil Engineering Technology	AAS.CET	76		150201	09/01/68	08/31/79	1968	1978	
Civil/Construction Engineering Technology									
<i>Options in</i>									
Building Construction Technology - Transfer	AAS.CCET.BCTT	76		150201	09/01/79	05/03/04	1979	2004	
Building Construction Technology - Career	AAS.CCET.BCTC	77	A1	150201	09/01/79	05/03/04	1979	2004	
<i>Concentrations in</i>									
Construction and Contracting Technology*	AAS.CCET..CCT	77	A2	150201	09/01/92	08/31/98	1992	1997	
Surveying Technology*	AAS.CCET.BCTT.SUR	77	A3	150201	09/01/92	05/03/04	1992	2004	
Civil/Construction Technology	AAS.CCT			150201	5/4/2004	Active	2005		
<i>Option in</i>									
Surveying Technology	AAS.CCT.SUR	none	none	150201	01/24/05	Active	2005		
Computer Science	AAS.CS	70		110101	09/01/69	05/03/04	1969	2003	
<i>Options in</i>									
Networking Support Specialist	AAS.CS.NSS	60		110101	04/26/99	05/03/04	1999	2003	
Web Support Specialist	AAS.CS.WSS	none		119999	04/29/02	05/03/04	2002	2003	
Computer Science/Information Technology	AAS.CS	none		110101	05/04/04	Active	2003		
<i>Options in</i>									
Networking Support Specialist	AAS.CS.NSS	none		110101	05/04/04	06/01/04	2003	2003	
Web Support Specialist	AAS.CS.WSS	none		119999	05/04/04	06/01/04	2003	2003	
Computer Systems Engineering Technology	AAS.CSET	81		150303	09/01/98	08/31/99	1998	1998	
Data Processing Technology	AAS.DP	I		110101	09/01/67	08/31/69	1967	1968	
Electronic Engineering Technology	AAS.EET	80		150303	09/01/67	08/31/98	1967	1997	
<i>Options in</i>									
Avionics	AAS.EET.AVI	80	B5	150303	09/01/96	08/31/98	1996	1997	
Telecommunications	AAS.EET.TELE	80	B4	150303	09/01/96	08/31/98	1996	1997	
<i>Specializations in</i>									
Computer Engineering Technology*	AAS.EET..COET	80	B2	150303	09/01/92	08/31/98	1992	1997	
Electrical Engineering Technology*	AAS.EET..ELET	80	B1	150303	09/01/92	08/31/98	1992	1997	
Manufacturing Engineering Technology*	AAS.EET..MET	80	B3	150303	09/01/92	08/31/98	1992	1997	
Environmental Technology	AAS.ET	none		150507	05/22/00	Active	2000		
Fire Science	AAS.FS	75		430201	09/01/79	Active	1979		
Food Service Management	AAS.FSM	78		200101	09/01/79	08/31/80	1979	1979	

* These are Joint Admissions Programs with NJIT, students should consult with department faculty.

Appendix E Continued

ASSOCIATE IN APPLIED SCIENCE DEGREE (A.A.S.) - continued							
General Education	AAS.GE	81		240102	09/14/66	08/31/73	1966 1972
<i>Options in</i>							
Business	AAS.GE.BUS	84		240102	09/01/70	08/31/73	1970 1972
Computer Science	AAS.GE.CS	85		240102	09/01/70	08/31/73	1970 1972
Humanities	AAS.GE.HUM	86		240102	09/01/70	08/31/73	1970 1972
Mathematics	AAS.GE.MATH	87		240102	09/01/70	08/31/73	1970 1972
Science	AAS.GE.SCI	89		240102	09/01/70	08/31/73	1970 1972
Secretarial Science	AAS.GE.SECY	88		240102	09/01/70	08/31/73	1970 1972
Social Science	AAS.GE.SS	90		240102	09/01/70	08/31/73	1970 1972
Histotechnology	AAS.HT	91		511008	05/26/98	12/13/04	1998 2004
Horticulture & Turfgrass Technology	AAS.HTT	none		010601	04/19/04	Active	2003
Interpreter Training	AAS.IT	none		161603	04/17/06	Active	2006
Medical Laboratory Technician	AAS.MLT	94		511004	09/01/87	02/28/05	1987 2004
Nursing	AAS.NURS	95		511601	09/14/66	Active	1966
<i>Concentration in</i>							
Nursing - Kean Univ.	AAS.NURS..KBSN	none		511601	11/21/06	Active	2006
Office Systems Technology	AAS.OST	67		520401	09/01/92	05/26/98	1992 1997
Print and Broadcast Journalism	AAS.PBJ	73		090401	09/01/78	Active	1978
Public Administration							
<i>Options in</i>							
Civil Administration	AAS.PA.CVAD	P		430401	09/01/67	08/31/70	1967 1969
Law Enforcement	AAS.PA.LAW	G		430401	09/01/67	08/31/70	1967 1969
Teacher Aide	AAS.TA	71		200201	09/01/77	08/31/82	1977 1981
Technical Studies							
<i>Options in</i>							
Industrial Technical	AAS.TS.TECH	none		159999	04/17/06	Active	2006
Computer Technology	AAS.TS.COMP	none		159999	04/17/06	Active	2006
Visual Communications Technology	AAS.VCT	72		109999	09/01/77	Active	1977
<i>Options in</i>							
Computer Graphics	AAS.VCT.CG	83		109999	09/01/94	Active	1994
Electronic Media Technology	AAS.VCT.EMT	74		109999	09/01/96	Active	1996
Photography	AAS.VCT.PHOT	71		109999	09/01/85	Active	1985
DIPLOMA PROGRAMS							
Criminal Justice	DP.CJ	none		430401	09/01/80	08/31/87	1980 1986
Law Enforcement	DP.LAW	none		430401	09/01/73	08/31/80	1973 1979
* These are Joint Admissions Programs with NJIT, students should consult with department faculty.							

Appendix E Continued

CERTIFICATE OF PROFICIENCY PROGRAMS (Require 30 - 36 credits)							
Accounting	CT.ACCT	CA	520301	09/01/82	12/11/06	1982	2007
Administrative Office Mgmt./Word Processing	CT.AOMW	CW	520401	05/26/98	Active	1998	
AutoCAD	CT.ACAD	none	151302	05/29/01	Active	2001	
Automotive Services Management	CT.ASM	none	150803	09/01/81	08/31/88	1981	1987
Building Construction Technology	CT.BCT	CC	151001	09/01/76	04/26/99	1976	1998
Computer Information Systems	CT.CIS	CL	110401	09/01/89	06/01/04	1989	2003
Computer Operator	CT.CO	none	150402	09/01/75	08/31/82	1975	1981
Computer Science	CT.CS	CM	110201	09/01/89	06/01/04	1989	2003
Computer Systems Testing and Servicing	CT.CSTS	CI	150402	09/01/91	08/31/98	1991	1997
Construction Management Technology	CT.CMT	CY	151001	04/26/99	Active	1999	
Criminal Justice	CT.CJ	CD	430107	09/01/87	Active	1987	
Electrology	CT.ELEC	CP	120404	05/26/98	02/28/05	1998	2004
Exercise Science	CT.EXER	CX	310505	06/26/99	Active	1999	
Fashion Merchandising	CT.FASH	CE	080102	09/01/83	08/31/94	1983	1993
Fire Science	CT.FS	CF	430201	09/01/79	Active	1979	
Food Service Management	CT.FSM	CG	200401	09/01/80	08/31/93	1980	1992
Hospitality/Food Service	CT.HFS	CV	520901	04/26/99	09/26/05	1999	2005
Information Technology	CT.INFO	none	110301	05/03/04	Active	2003	
Interpreter Training	CT.IT	none	161603	04/29/04	Active	2002	
Legal Assistant	CT.LEGA	CH	220103	09/01/80	12/03/03	1980	2003
Microcomputer Technology	CT.MICR	CI	110201	09/01/85	08/31/91	1985	1990
Networking Support Specialist	CT.NSS	CT	220302	04/26/99	06/01/04	1999	2003
Paralegal Studies	CT.LEGA	CH	220103	12/03/03	Active	2003	
Plant Science	CT.PS	CN	020401	09/01/87	08/31/93	1987	1992
Real Estate	CT.RE	CJ	521501	09/01/76	12/13/04	1976	2004
Recreation Leadership	CT.REC	none	131314	09/01/76	08/31/81	1976	1980
Retailing	CT.RET	CO	521803	09/01/94	01/24/05	1994	2004
Small Business Management	CT.SBM	none	520701	02/26/01	Active	2001	
Surgical Technology	CT.ST	none	510909	05/29/01	Active	2001	
*This certificate requires 49 credits							
Teaching Assistant/Child Care	CT.TACC	CQ	131501	09/01/98	Active	1998	
Visual Communications	CT.VC	CS	500402	09/01/98	Active	1998	
Web Support Specialist	CT.WSS	none	110801	04/29/02	06/01/04	2002	2003
Word Processing	CT.WP	CK	520401	09/01/83	05/26/98	1983	1997

Appendix E Continued

CERTIFICATE OF COMPLETION PROGRAMS (Require 12 - 24 credits)							
Accounting	CC.ACCT			520301	12/11/06	Active	2007
AutoCAD	CC.ACAD	none		151302	05/29/01	Active	2001
Business Studies	CC.BS	none		520201	06/26/00	Active	2000
Computer Graphics	CC.CG	CR		500499	09/01/98	Active	1998
Computer Information	CC.CI	none		110401	09/01/94	06/01/04	1994 2003
Gerontology	CC.GERO	none		440701	09/01/91	Active	1991
Group Teacher	CC.GT	none		131501	09/01/94	Active	1994
Information Technology	CC.INFO	none		110301	05/03/04	Active	2003
Legal Secretary	CC.LS	none		520402	06/26/00	Active	2000
Networking Support Specialist	CC.NSS	CU		110901	04/26/99	06/01/04	1999 2003
Nurse Paralegal	CC.NP	none		229999	04/26/03	Active	2003
Teacher Aide	CC.TA	none		131501	09/01/91	Active	1991
Web Support Specialist	CC.WSS	none		110801	04/29/02	06/01/04	2002 2003
<u>Programs with No Awards</u>							
Developmental Studies	ND.DS	82		960000	09/01/74	07/21/03	1974 2002
Histologic Technician Prospective	ND.PHT	91	G1	960000	05/26/98	07/21/03	1998 2002
Medical Laboratory Technician Prospective	ND.PMLT	93		960000	09/01/87	07/21/03	1987 2002
New Jersey Virtual Community College	NJVCC	none		960000	09/01/99	Active	1999
Non-degree	ND.ND	M		960000	09/14/66	07/21/03	1966 2002
Nursing - Career Mobility	ND.NCM	97		960000	09/01/88	07/21/03	1988 2002
Nursing - Prospective	ND.PNURS	96		960000	09/01/88	07/21/03	1988 2002
Summer Only	ND.SOVS	none		960000	07/11/01	Active	2001