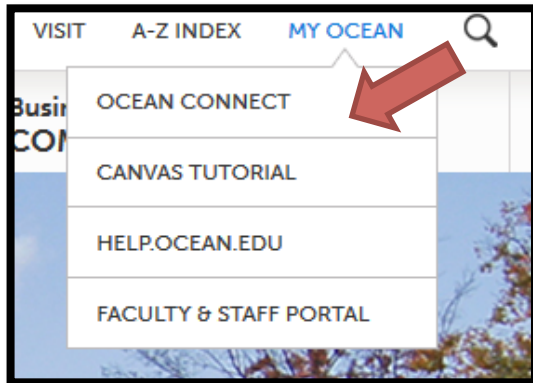




Paying by Credit Card

STEP 1: Please go to: www.ocean.edu

Note: We recommend that you bookmark or save this website for future use.



Step 2: Click on “MY OCEAN”, “OCEAN CONNECT”

STEP 3: Login with your username & password.

Note: Your Username & Password are as follows:

Username: john_smith@students.ocean.edu


Password: ID – no spaces

EXAMPLE:

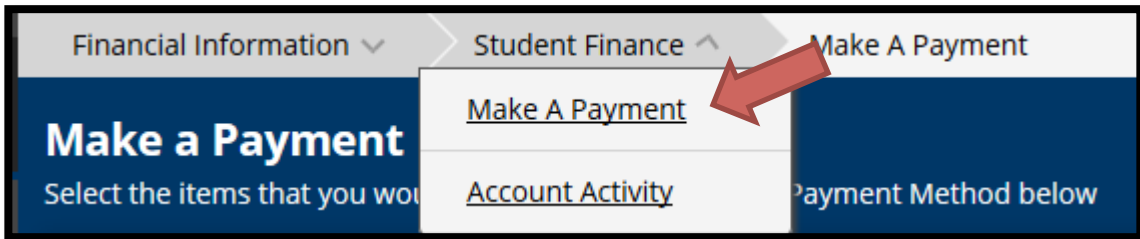
Username: john_smith@students.ocean.edu

Password: 0123456

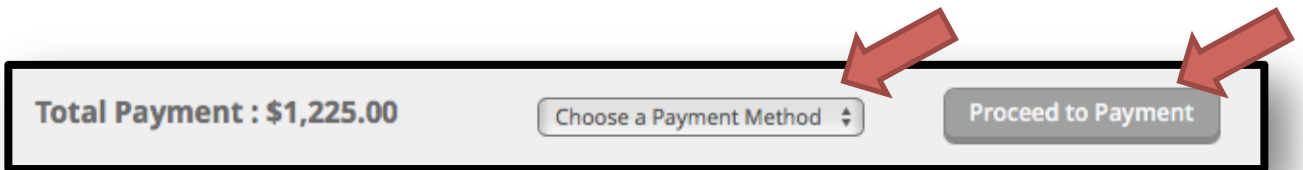
STEP 4: Once you login to Ocean Connect, click on “Student Finance”



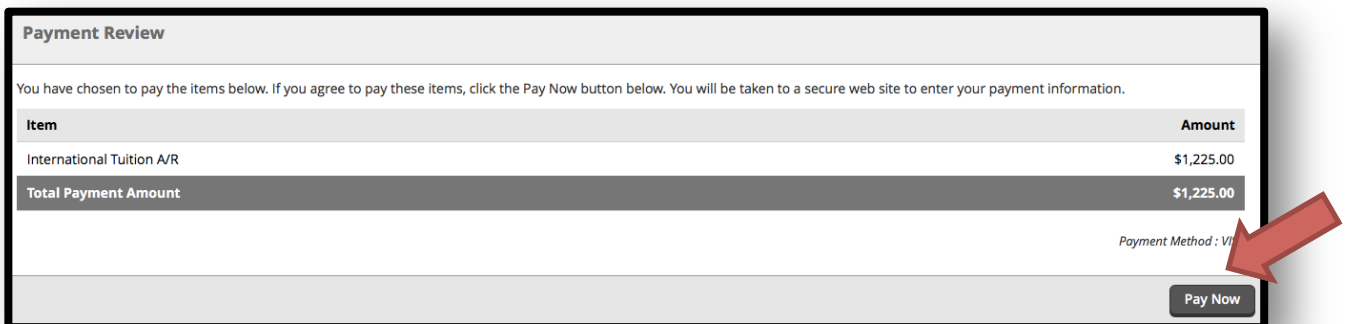
STEP 5: On the Student Finance dropdown menu, select “Account Activity”



STEP 6: To make a payment, select your credit card type and and click “Proceed to Payment”







STEP 7: Review the charges, and click “Pay Now”



STEP 8: Enter your credit card information and click “Pay Now”

› Pay with credit or debit card

Card number

Expiration date /

mm yy

[Cancel Payment](#)